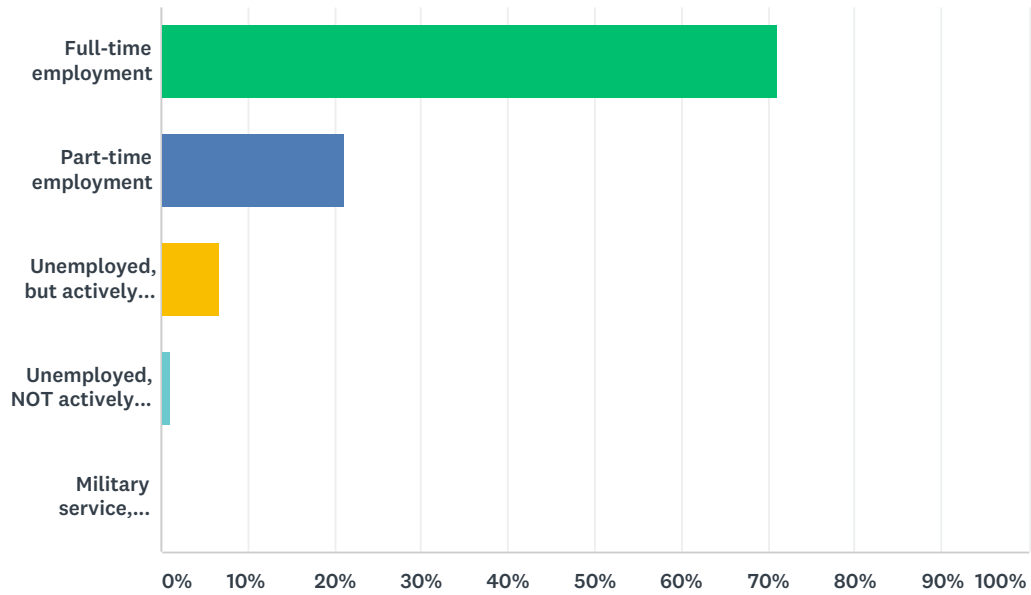


Q1 What is your present employment status?

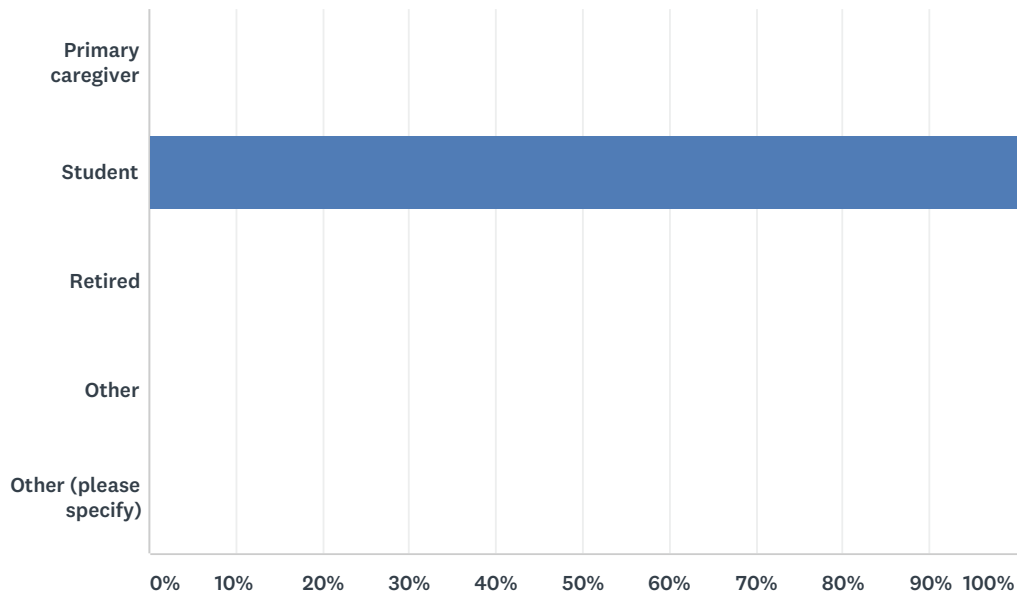
Answered: 90 Skipped: 0



ANSWER CHOICES	RESPONSES	
Full-time employment	71.11%	64
Part-time employment	21.11%	19
Unemployed, but actively seeking employment	6.67%	6
Unemployed, NOT actively seeking employment	1.11%	1
Military service, full-time	0.00%	0
TOTAL		90

Q2 In question 1 above, if you answered: "unemployed, NOT actively seeking employment", please indicate why:

Answered: 1 Skipped: 89



ANSWER CHOICES	RESPONSES	
Primary caregiver	0.00%	0
Student	100.00%	1
Retired	0.00%	0
Other	0.00%	0
Other (please specify)	0.00%	0
TOTAL		1

Q3 What is the name of your current employer?

Answered: 56 Skipped: 34

Q4 Where is the city and state of your current employer?

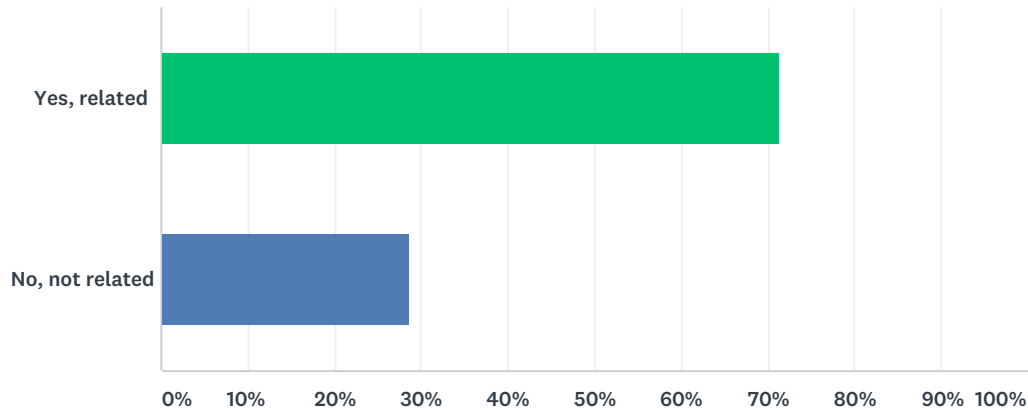
Answered: 56 Skipped: 34

Q5 What is your current job title?

Answered: 57 Skipped: 33

Q6 Is your current job related to your Asnuntuck major/field of study?

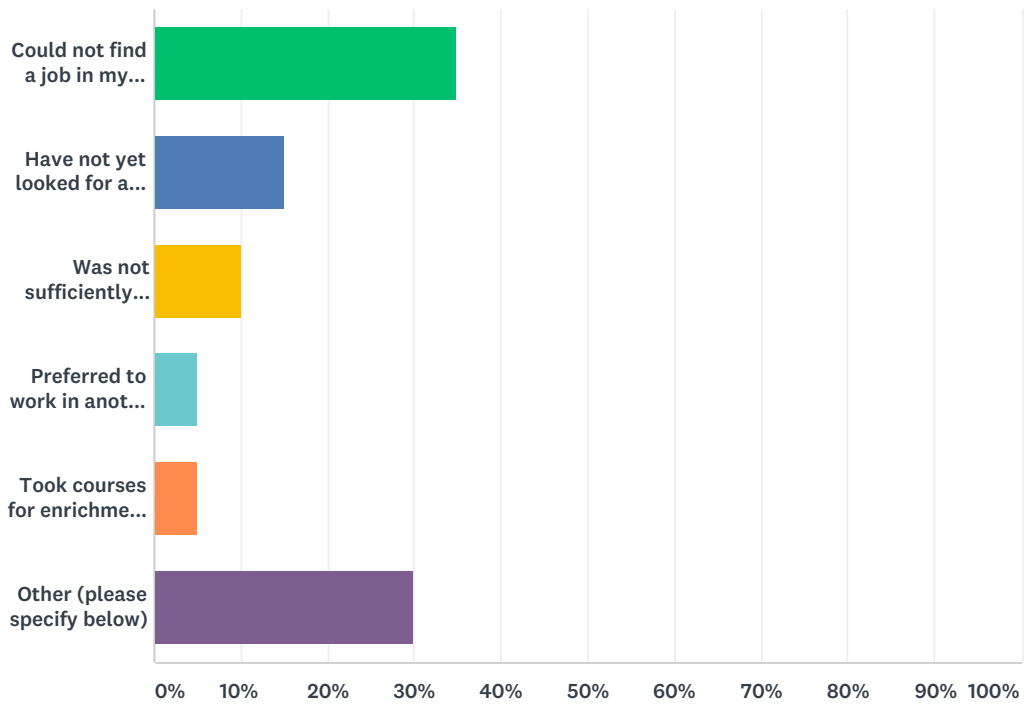
Answered: 63 Skipped: 27



ANSWER CHOICES	RESPONSES	
Yes, related	71.43%	45
No, not related	28.57%	18
TOTAL		63

Q7 If you answered "No" to question 6, please indicate why: (otherwise, skip to question 8)

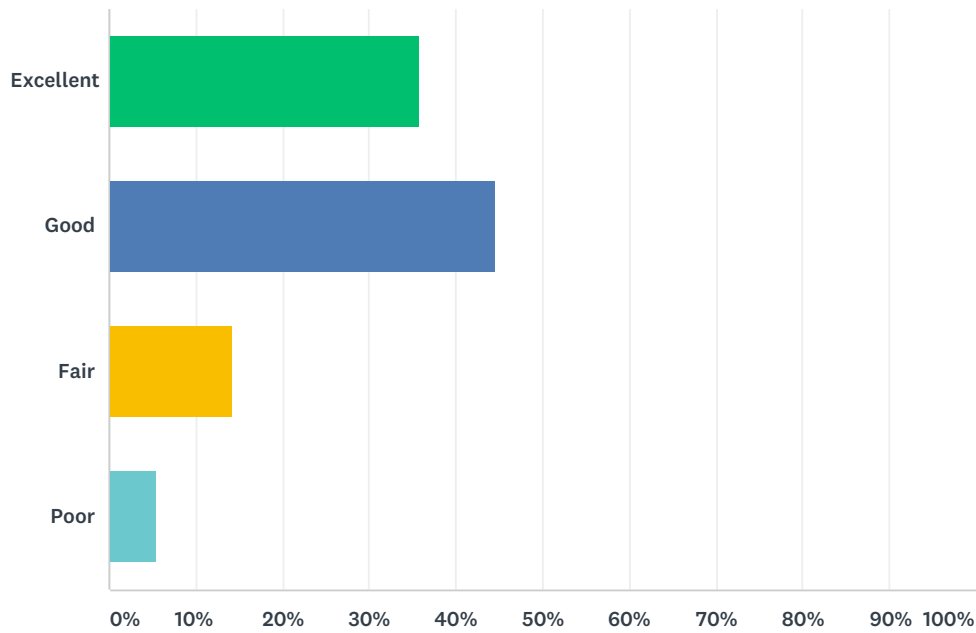
Answered: 20 Skipped: 70



ANSWER CHOICES	RESPONSES	
Could not find a job in my field of preparation	35.00%	7
Have not yet looked for a job in my field	15.00%	3
Was not sufficiently qualified	10.00%	2
Preferred to work in another field	5.00%	1
Took courses for enrichment, not job-related	5.00%	1
Other (please specify below)	30.00%	6
TOTAL		20

Q8 How would you rate your Asnuntuck Community College education as preparation for your current employment?

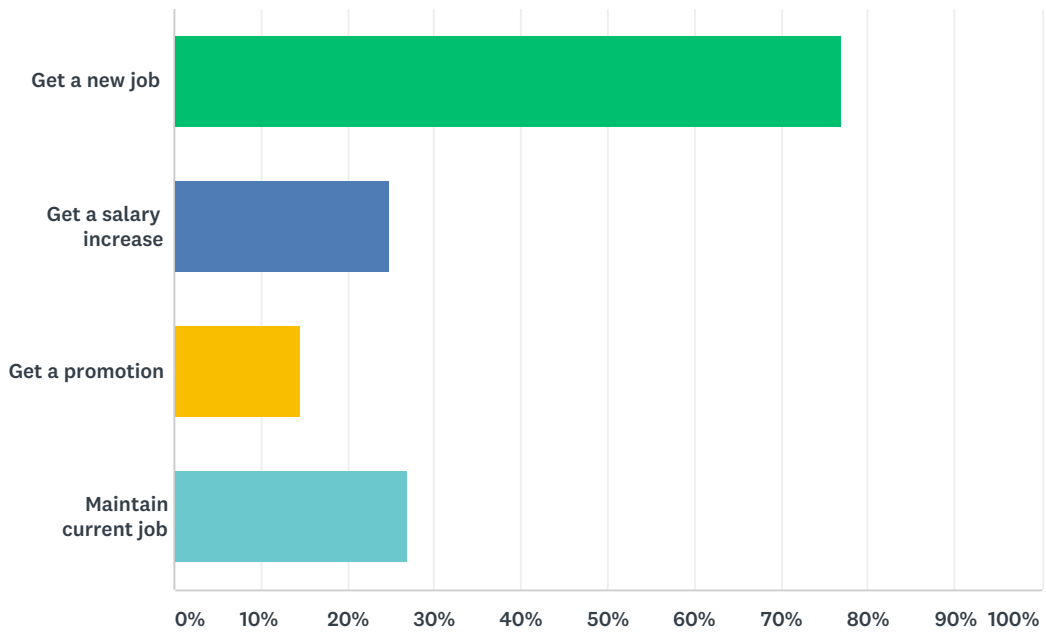
Answered: 56 Skipped: 34



ANSWER CHOICES	RESPONSES	
Excellent	35.71%	20
Good	44.64%	25
Fair	14.29%	8
Poor	5.36%	3
TOTAL		56

Q9 Did your community college education help you... (check all that apply)

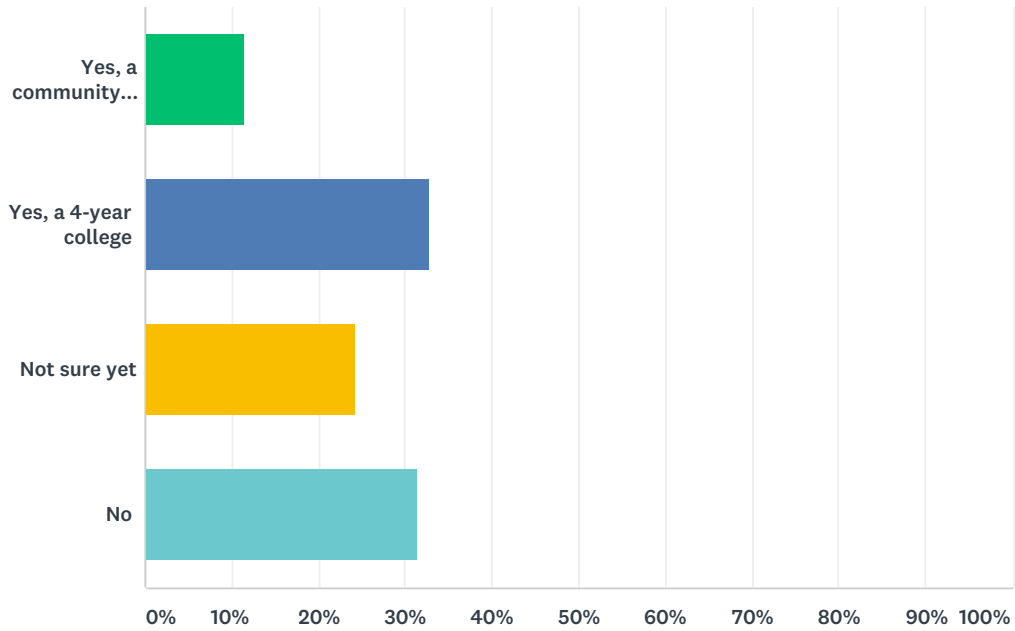
Answered: 48 Skipped: 42



ANSWER CHOICES	RESPONSES	
Get a new job	77.08%	37
Get a salary increase	25.00%	12
Get a promotion	14.58%	7
Maintain current job	27.08%	13
Total Respondents: 48		

Q10 Do you plan or are you attending a college or university in the current semester?

Answered: 70 Skipped: 20



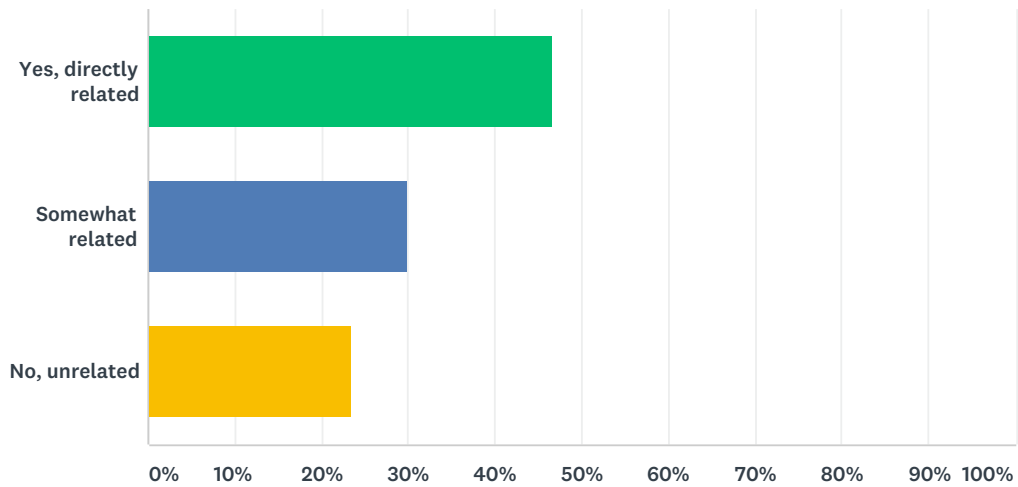
ANSWER CHOICES	RESPONSES	
Yes, a community college	11.43%	8
Yes, a 4-year college	32.86%	23
Not sure yet	24.29%	17
No	31.43%	22
TOTAL		70

Q11 What is the name of the college you plan to attend/is attending?

Answered: 25 Skipped: 65

Q12 Will your academic major be related to your community college major?

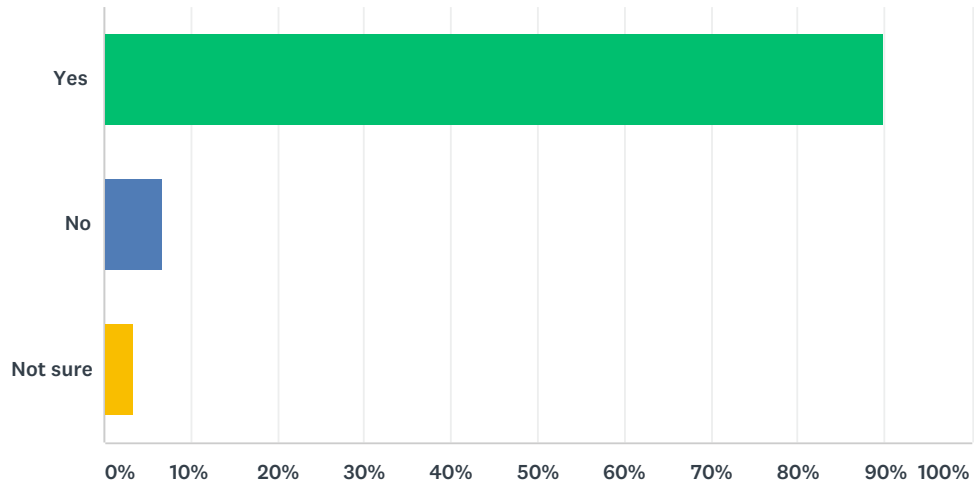
Answered: 30 Skipped: 60



ANSWER CHOICES	RESPONSES	
Yes, directly related	46.67%	14
Somewhat related	30.00%	9
No, unrelated	23.33%	7
TOTAL		30

Q13 Do you feel your community college education has prepared you for your current college studies?

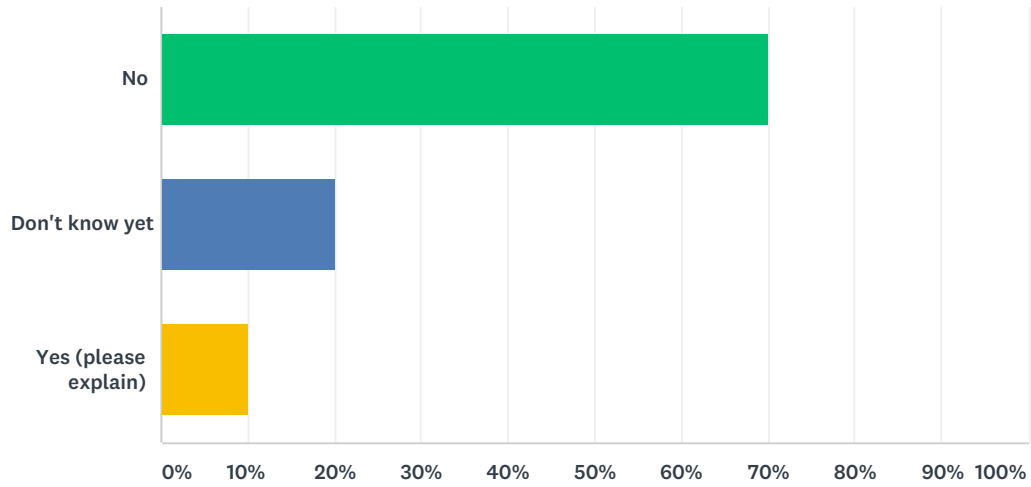
Answered: 30 Skipped: 60



ANSWER CHOICES	RESPONSES	
Yes	90.00%	27
No	6.67%	2
Not sure	3.33%	1
TOTAL		30

Q14 Did you have any difficulty with transferring credits to another institution?

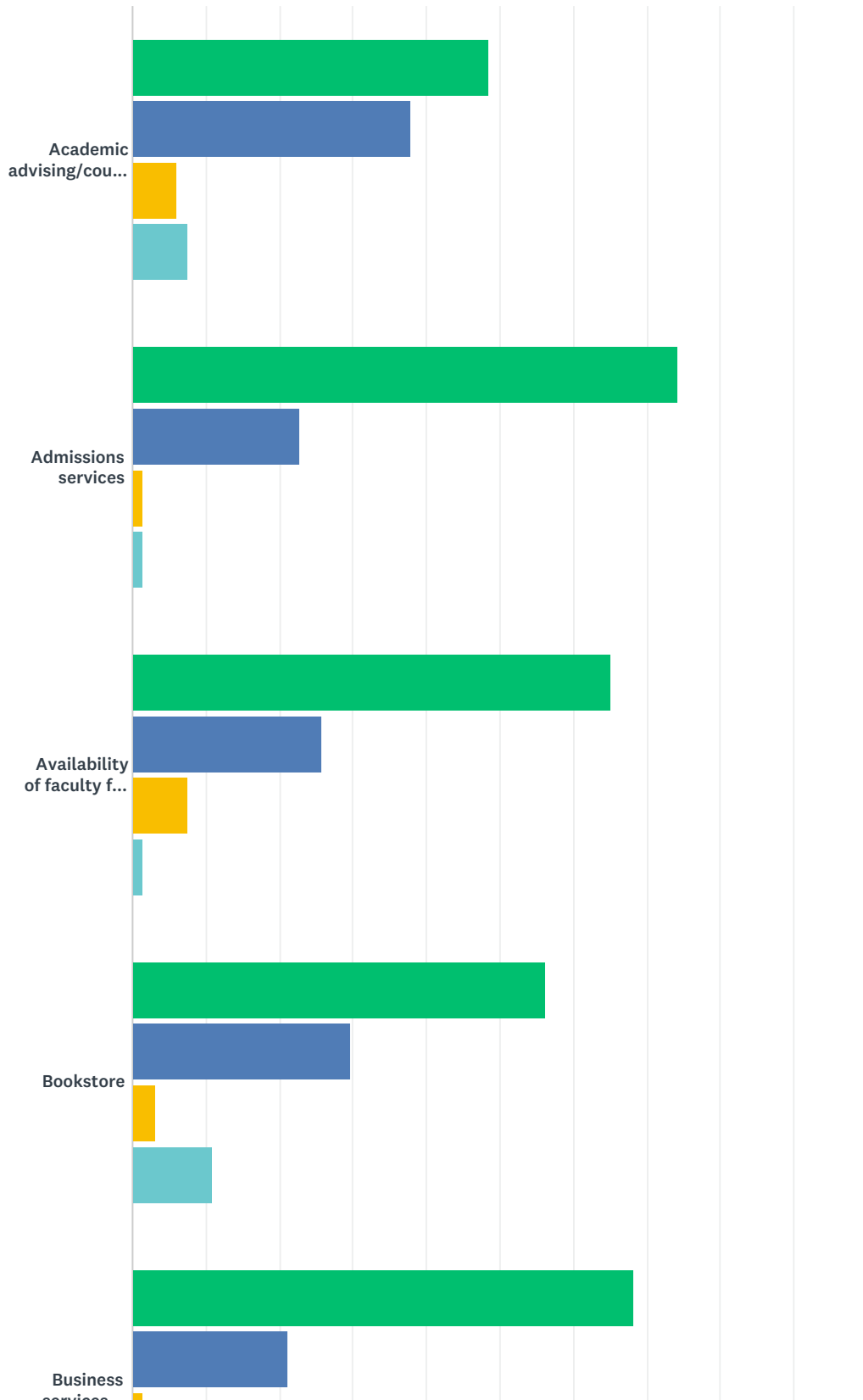
Answered: 30 Skipped: 60



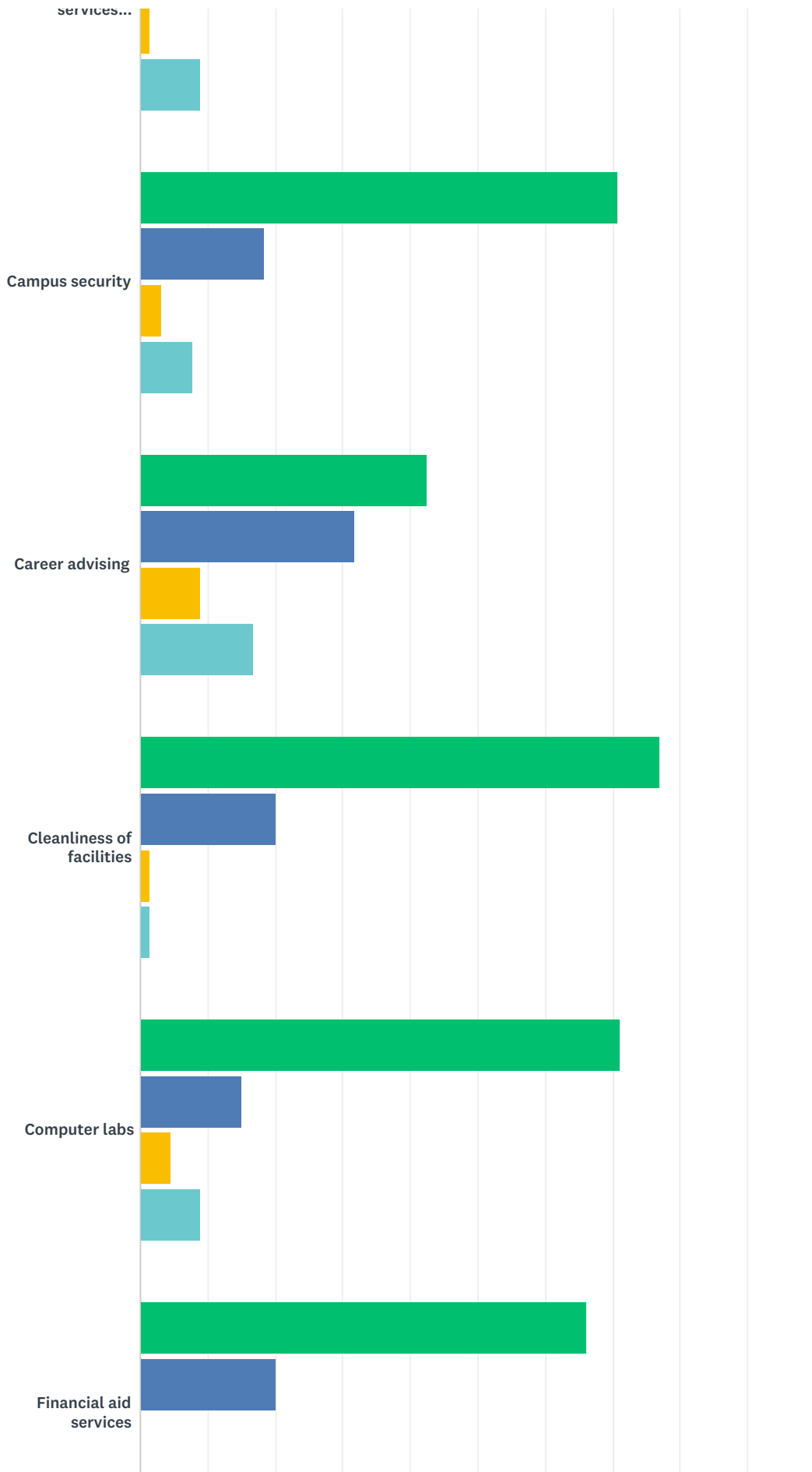
ANSWER CHOICES	RESPONSES	
No	70.00%	21
Don't know yet	20.00%	6
Yes (please explain)	10.00%	3
TOTAL		30

Q15 Please rate your level of satisfaction with each of the following student services at Asnuntuck Community College

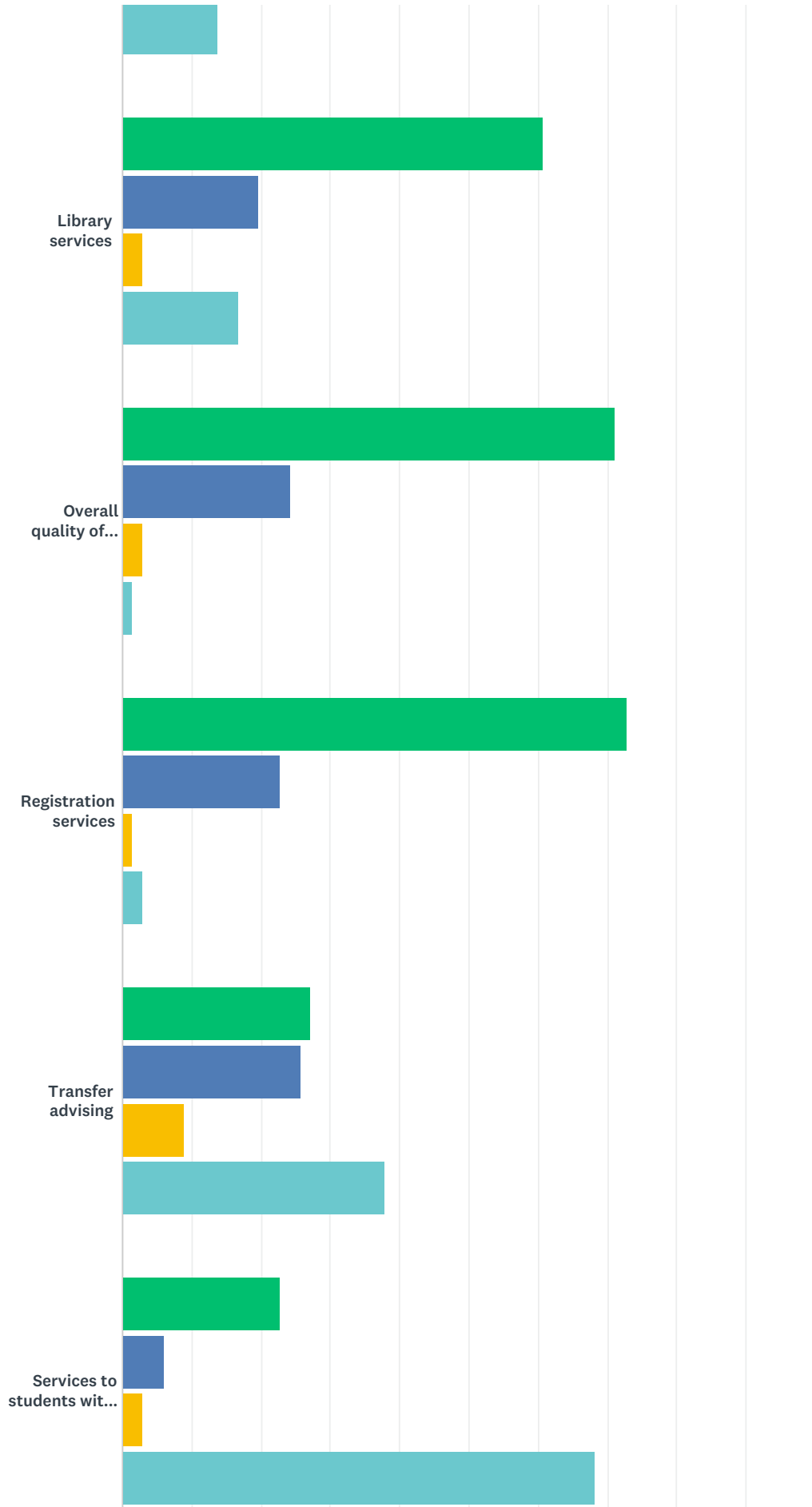
Answered: 66 Skipped: 24



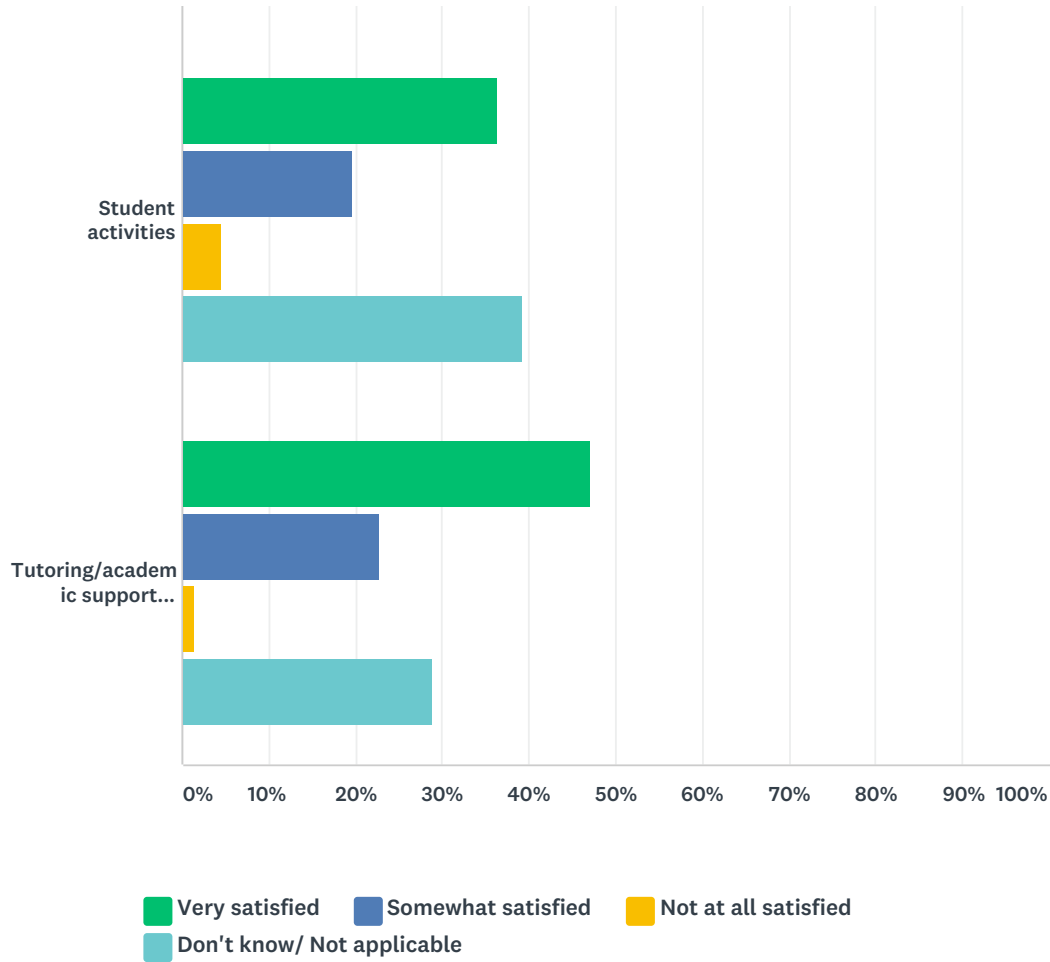
ACC Graduate Student Survey 2018



ACC Graduate Student Survey 2018



ACC Graduate Student Survey 2018



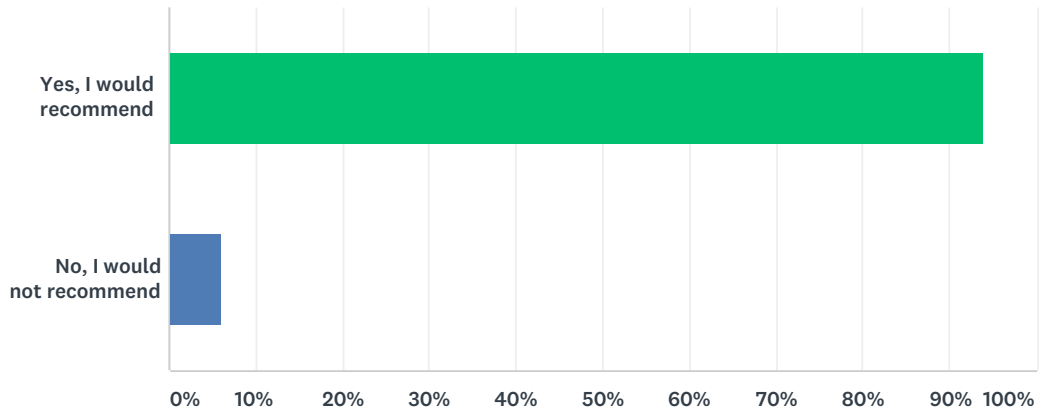
	VERY SATISFIED	SOMEWHAT SATISFIED	NOT AT ALL SATISFIED	DON'T KNOW/ NOT APPLICABLE	TOTAL
Academic advising/counseling	48.48% 32	37.88% 25	6.06% 4	7.58% 5	66
Admissions services	74.24% 49	22.73% 15	1.52% 1	1.52% 1	66
Availability of faculty for interaction outside of the classroom	65.15% 43	25.76% 17	7.58% 5	1.52% 1	66
Bookstore	56.25% 36	29.69% 19	3.13% 2	10.94% 7	64
Business services (cashiers, payment process, etc.)	68.18% 45	21.21% 14	1.52% 1	9.09% 6	66
Campus security	70.77% 46	18.46% 12	3.08% 2	7.69% 5	65
Career advising	42.42% 28	31.82% 21	9.09% 6	16.67% 11	66
Cleanliness of facilities	76.92% 50	20.00% 13	1.54% 1	1.54% 1	65
Computer labs	71.21% 47	15.15% 10	4.55% 3	9.09% 6	66
Financial aid services	66.15% 43	20.00% 13	0.00% 0	13.85% 9	65

ACC Graduate Student Survey 2018

Library services	60.61% 40	19.70% 13	3.03% 2	16.67% 11	66
Overall quality of faculty instruction	71.21% 47	24.24% 16	3.03% 2	1.52% 1	66
Registration services	72.73% 48	22.73% 15	1.52% 1	3.03% 2	66
Transfer advising	27.27% 18	25.76% 17	9.09% 6	37.88% 25	66
Services to students with disabilities	22.73% 15	6.06% 4	3.03% 2	68.18% 45	66
Student activities	36.36% 24	19.70% 13	4.55% 3	39.39% 26	66
Tutoring/academic support services	46.97% 31	22.73% 15	1.52% 1	28.79% 19	66

Q16 Would you recommend Asnuntuck to a friend or family member?

Answered: 66 Skipped: 24



ANSWER CHOICES	RESPONSES	
Yes, I would recommend	93.94%	62
No, I would not recommend	6.06%	4
TOTAL		66

Q17 Looking back on your community college education, is there anything you would change about your academic program and the preparation it provided you?

Answered: 30 Skipped: 60

Q18 What stands out in your mind (positive and/or negative) about your Connecticut community college experience?

Answered: 35 Skipped: 55