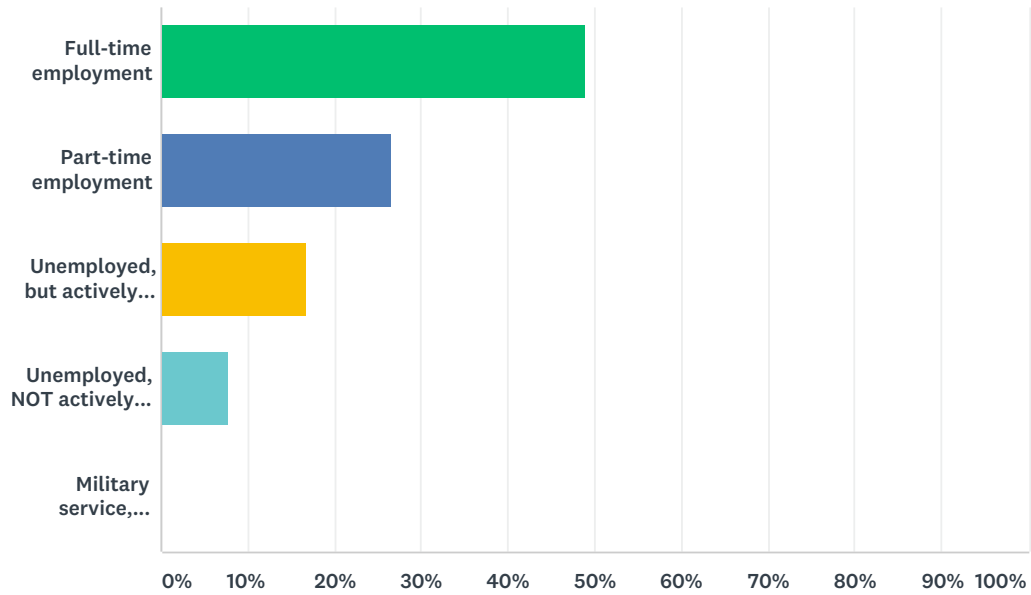


Q1 What is your present employment status?

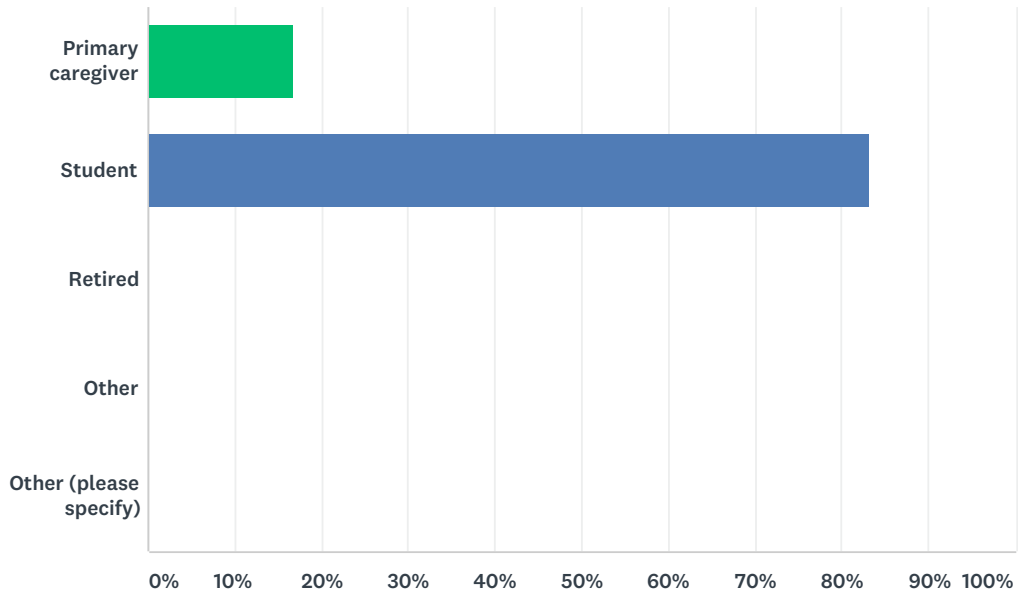
Answered: 102 Skipped: 1



ANSWER CHOICES	RESPONSES	
Full-time employment	49.02%	50
Part-time employment	26.47%	27
Unemployed, but actively seeking employment	16.67%	17
Unemployed, NOT actively seeking employment	7.84%	8
Military service, full-time	0.00%	0
TOTAL		102

Q2 In question 1 above, if you answered: "unemployed, NOT actively seeking employment", please indicate why:

Answered: 6 Skipped: 97



ANSWER CHOICES	RESPONSES	
Primary caregiver	16.67%	1
Student	83.33%	5
Retired	0.00%	0
Other	0.00%	0
Other (please specify)	0.00%	0
TOTAL		6

Q3 What is the name of your current employer?

Answered: 46 Skipped: 57

Q4 Where is the city and state of your current employer?

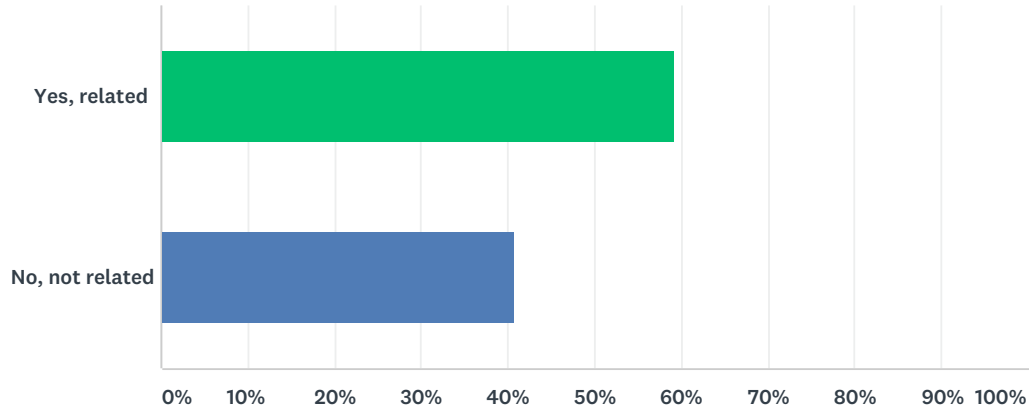
Answered: 47 Skipped: 56

Q5 What is your current job title?

Answered: 47 Skipped: 56

Q6 Is your current job related to your Asnuntuck major/field of study?

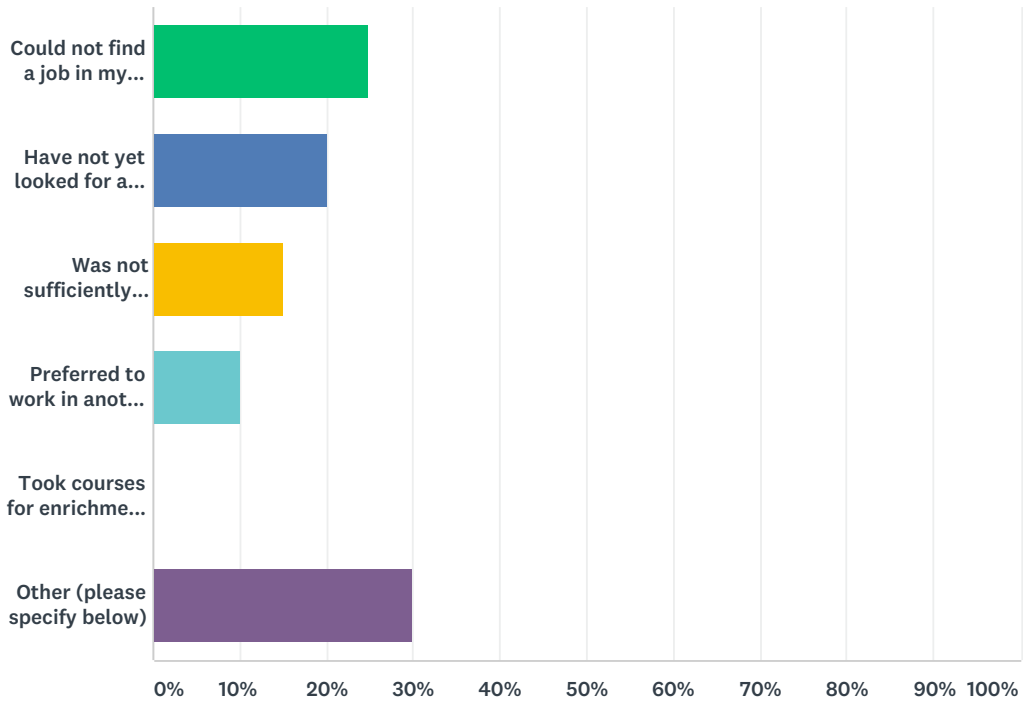
Answered: 49 Skipped: 54



ANSWER CHOICES	RESPONSES	
Yes, related	59.18%	29
No, not related	40.82%	20
TOTAL		49

Q7 If you answered "No" to question 6, please indicate why: (otherwise, skip to question 8)

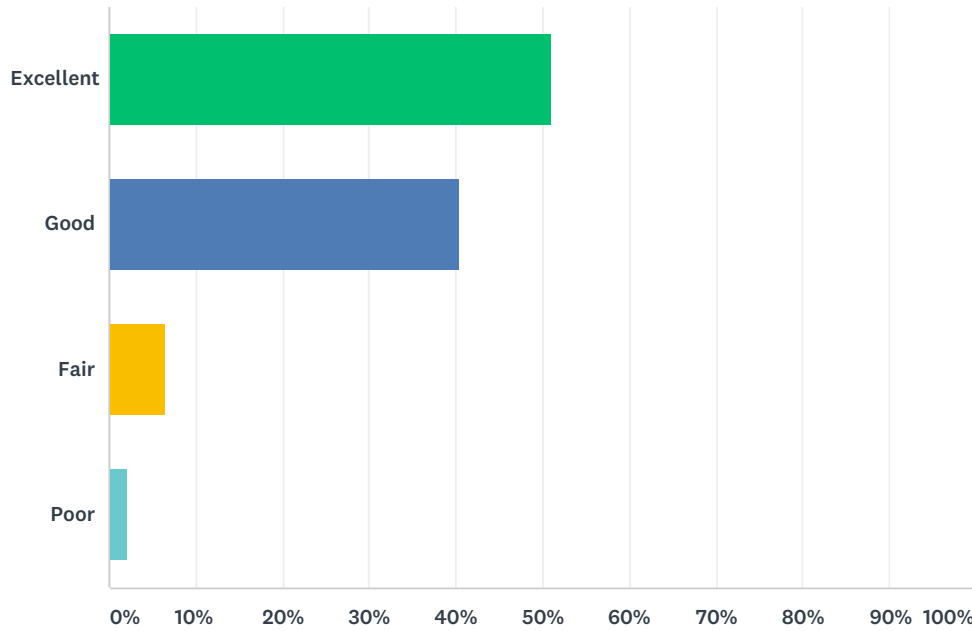
Answered: 20 Skipped: 83



ANSWER CHOICES	RESPONSES	
Could not find a job in my field of preparation	25.00%	5
Have not yet looked for a job in my field	20.00%	4
Was not sufficiently qualified	15.00%	3
Preferred to work in another field	10.00%	2
Took courses for enrichment, not job-related	0.00%	0
Other (please specify below)	30.00%	6
TOTAL		20

Q8 How would you rate your Asnuntuck Community College education as preparation for your current employment?

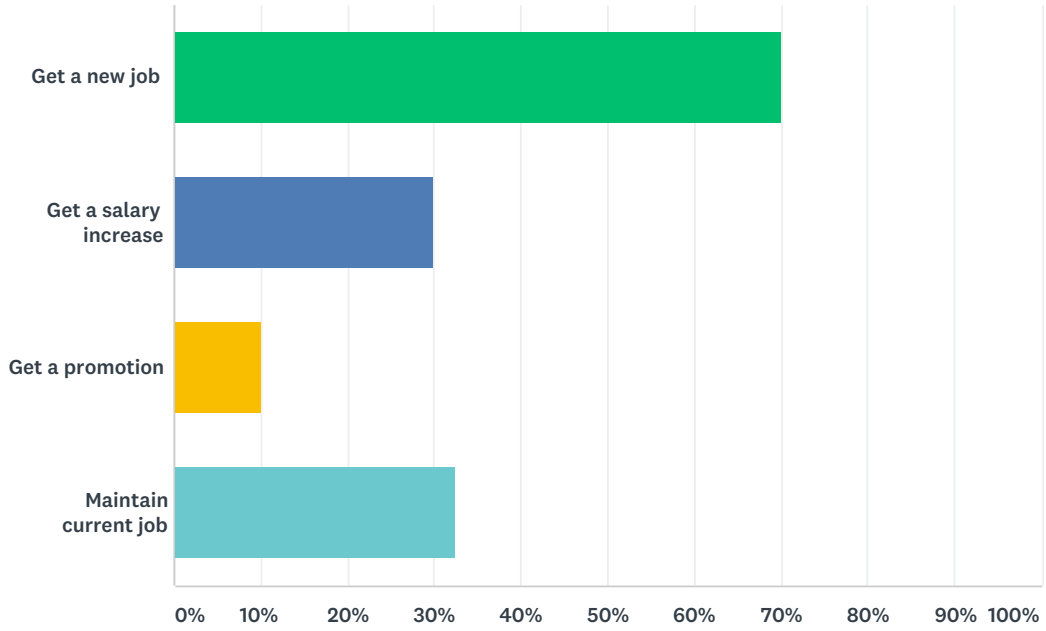
Answered: 47 Skipped: 56



ANSWER CHOICES	RESPONSES	
Excellent	51.06%	24
Good	40.43%	19
Fair	6.38%	3
Poor	2.13%	1
TOTAL		47

Q9 Did your community college education help you... (check all that apply)

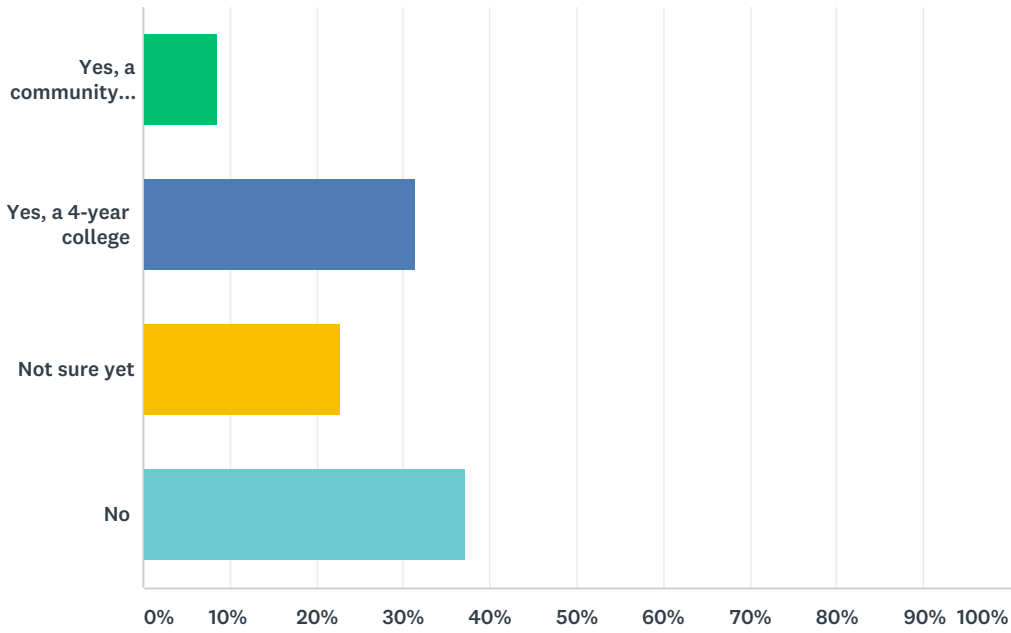
Answered: 40 Skipped: 63



ANSWER CHOICES	RESPONSES	
Get a new job	70.00%	28
Get a salary increase	30.00%	12
Get a promotion	10.00%	4
Maintain current job	32.50%	13
Total Respondents: 40		

Q10 Do you plan or are you attending a college or university in the current semester?

Answered: 70 Skipped: 33



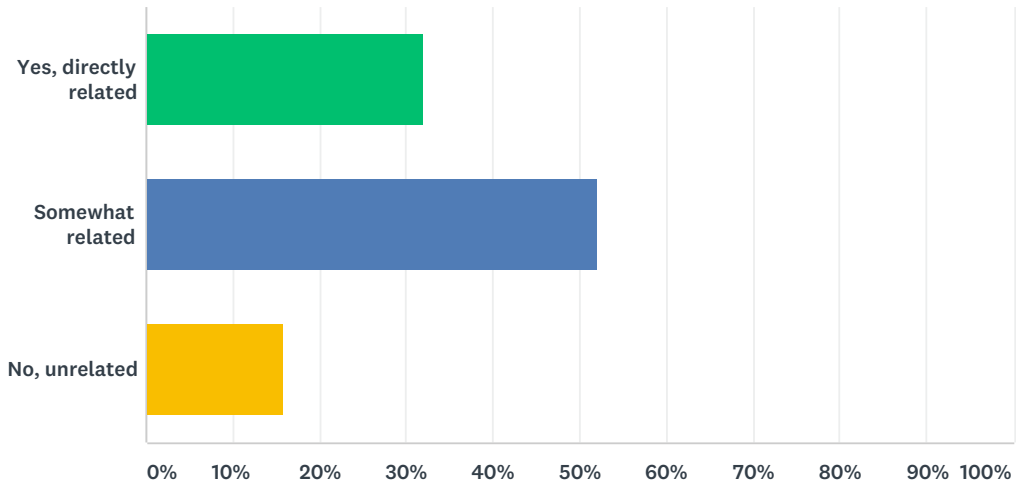
ANSWER CHOICES	RESPONSES	
Yes, a community college	8.57%	6
Yes, a 4-year college	31.43%	22
Not sure yet	22.86%	16
No	37.14%	26
TOTAL		70

Q11 What is the name of the college you plan to attend/is attending?

Answered: 25 Skipped: 78

Q12 Will your academic major be related to your community college major?

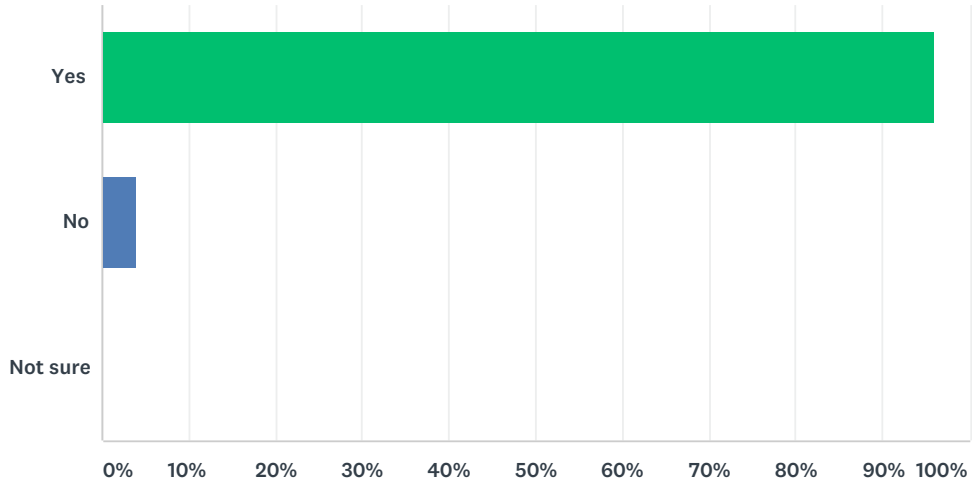
Answered: 25 Skipped: 78



ANSWER CHOICES	RESPONSES	
Yes, directly related	32.00%	8
Somewhat related	52.00%	13
No, unrelated	16.00%	4
TOTAL		25

Q13 Do you feel your community college education has prepared you for your current college studies?

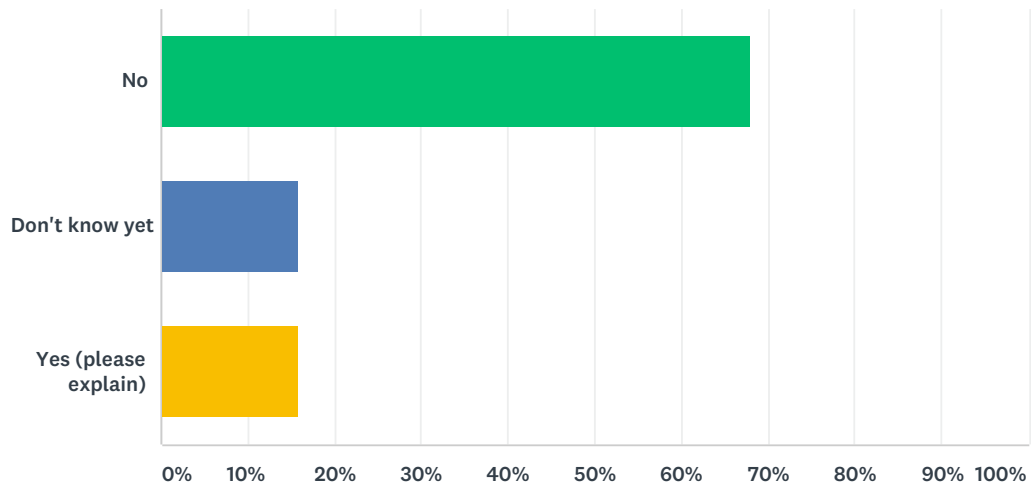
Answered: 25 Skipped: 78



ANSWER CHOICES	RESPONSES	
Yes	96.00%	24
No	4.00%	1
Not sure	0.00%	0
TOTAL		25

Q14 Did you have any difficulty with transferring credits to another institution?

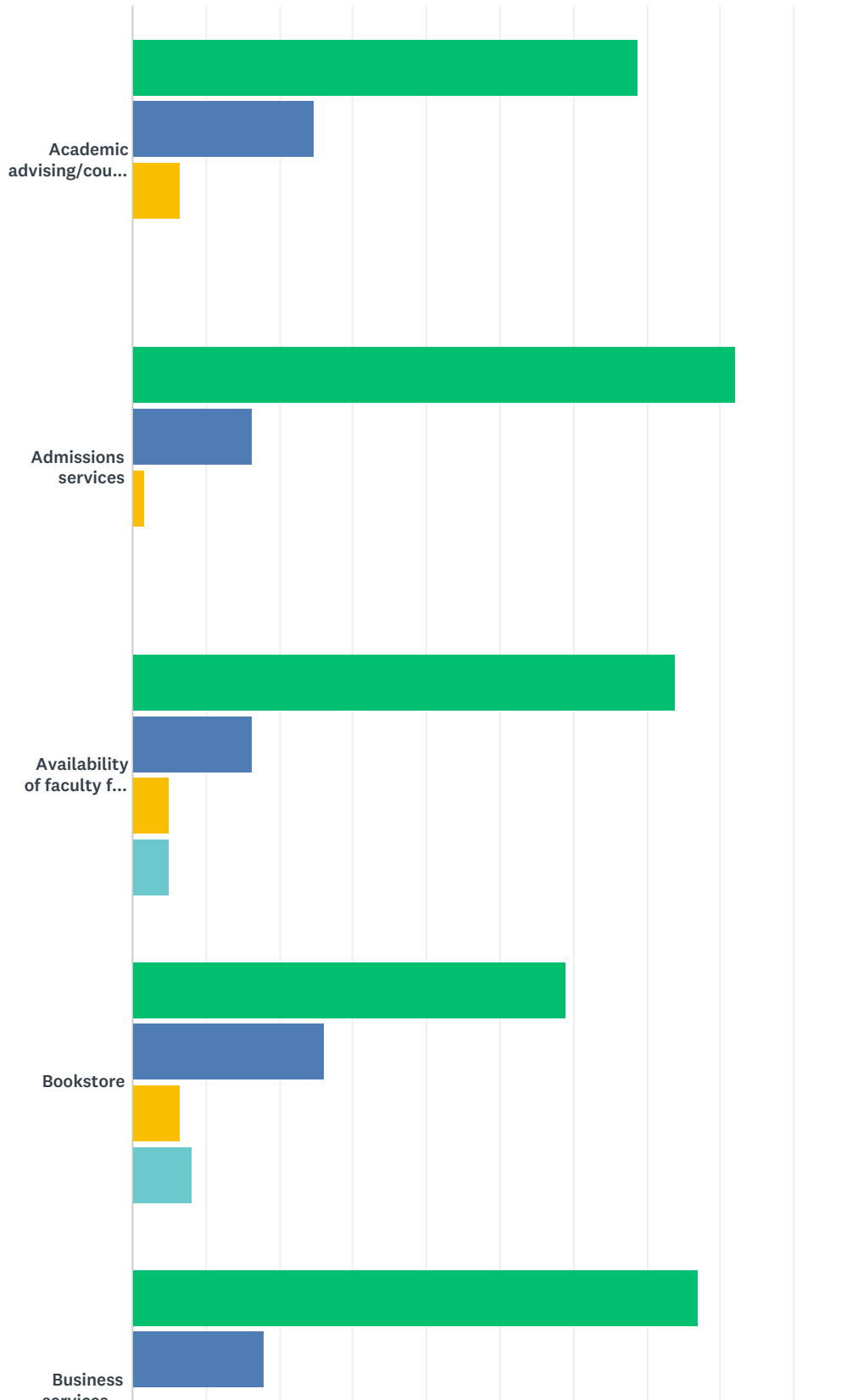
Answered: 25 Skipped: 78

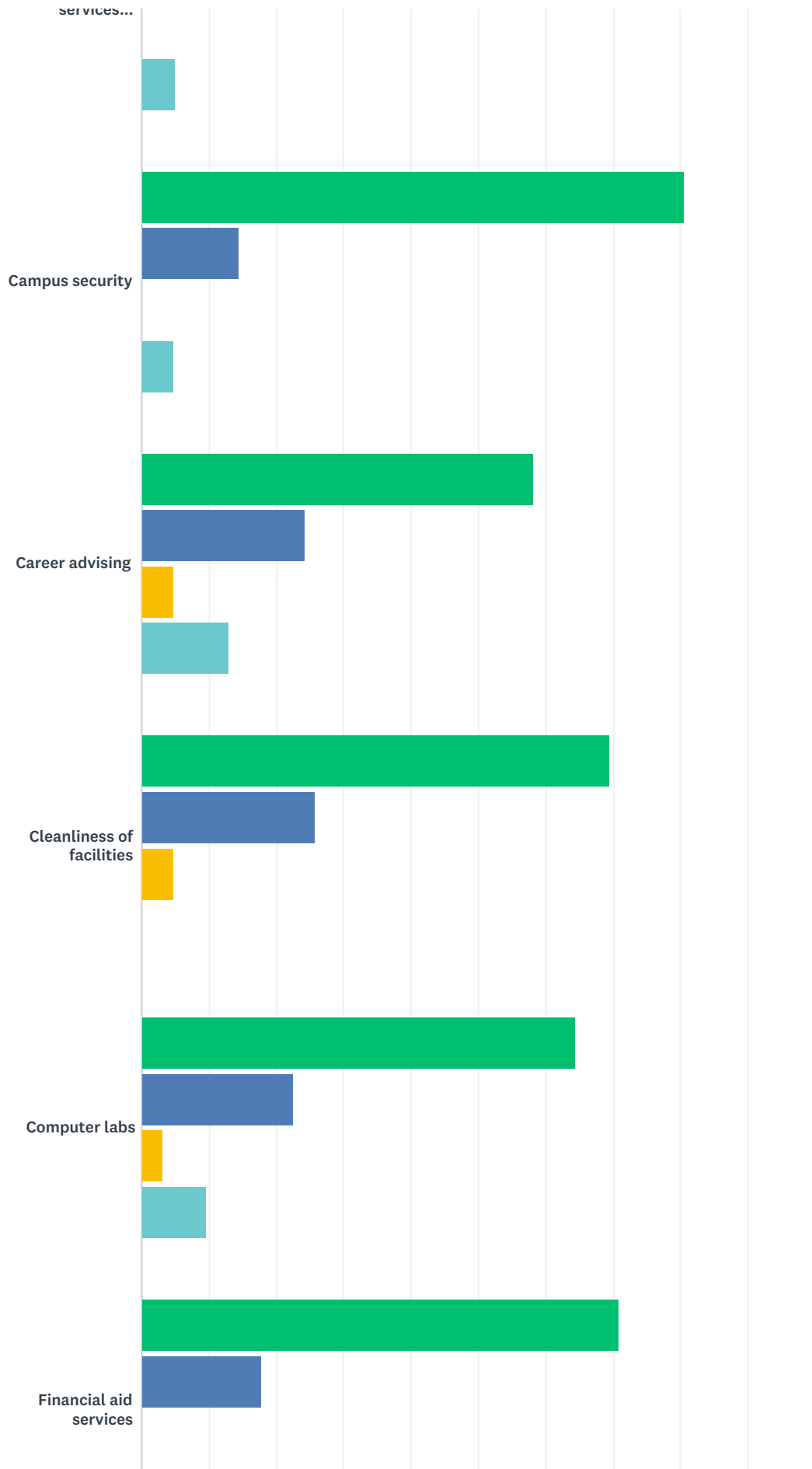


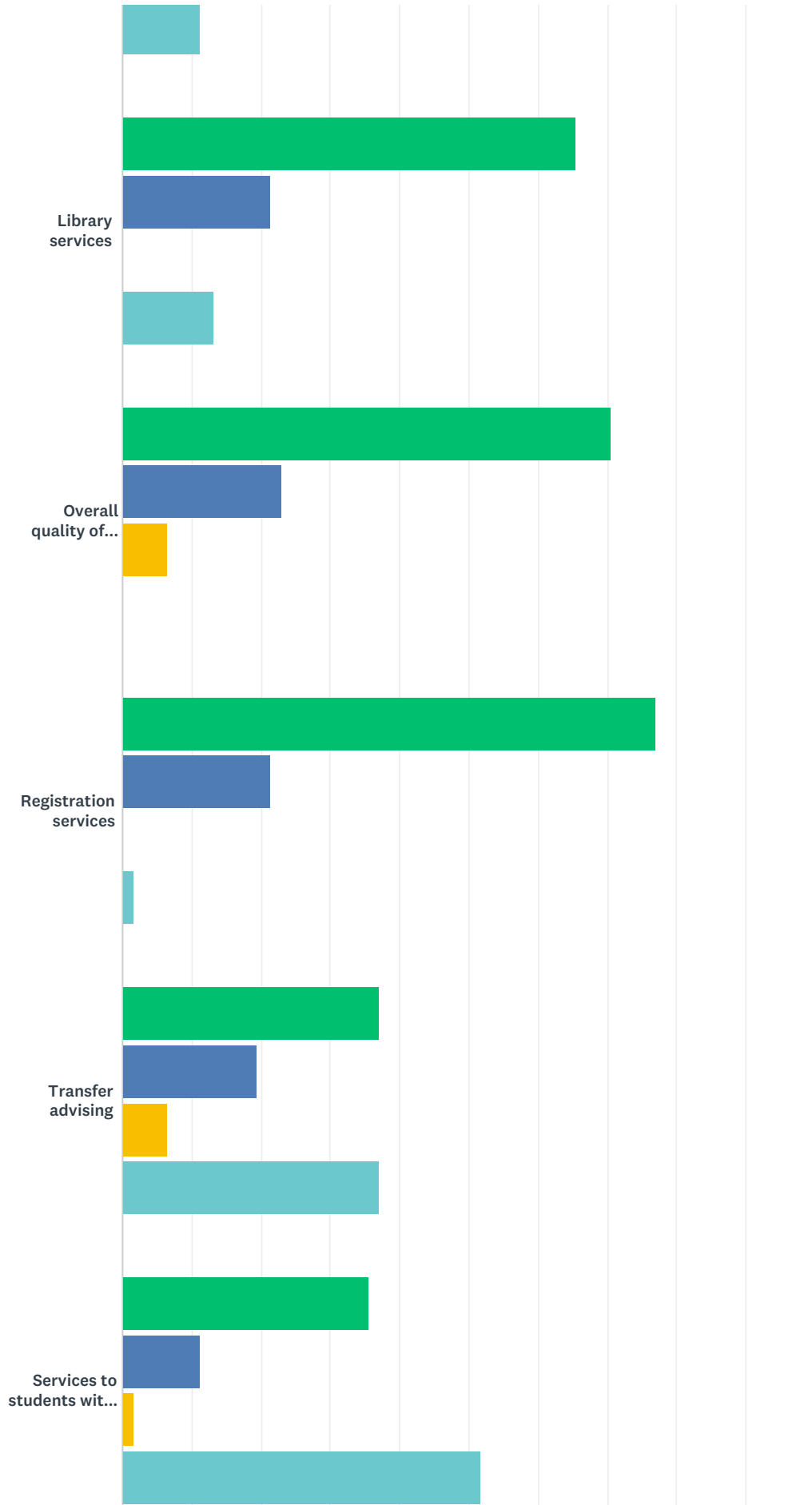
ANSWER CHOICES	RESPONSES	
No	68.00%	17
Don't know yet	16.00%	4
Yes (please explain)	16.00%	4
TOTAL		25

Q15 Please rate your level of satisfaction with each of the following student services at Asnuntuck Community College

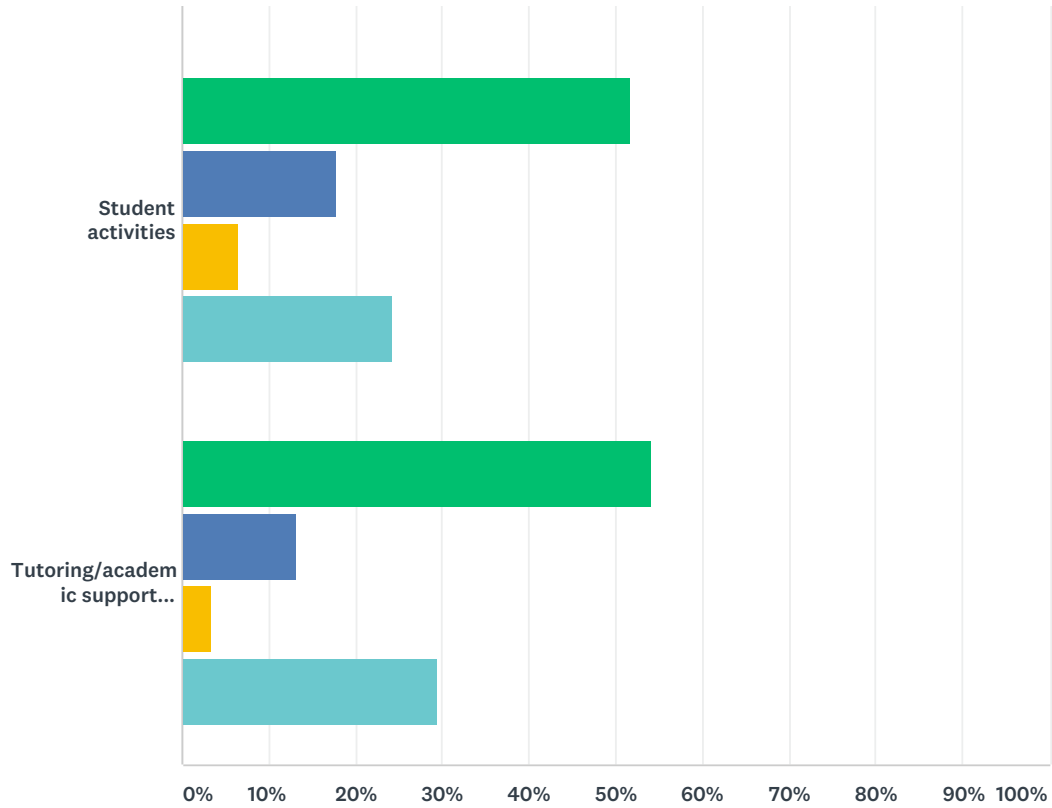
Answered: 62 Skipped: 41







ACC GSS 2017



■ Very satisfied
 ■ Somewhat satisfied
 ■ Not at all satisfied
■ Don't know/ Not applicable

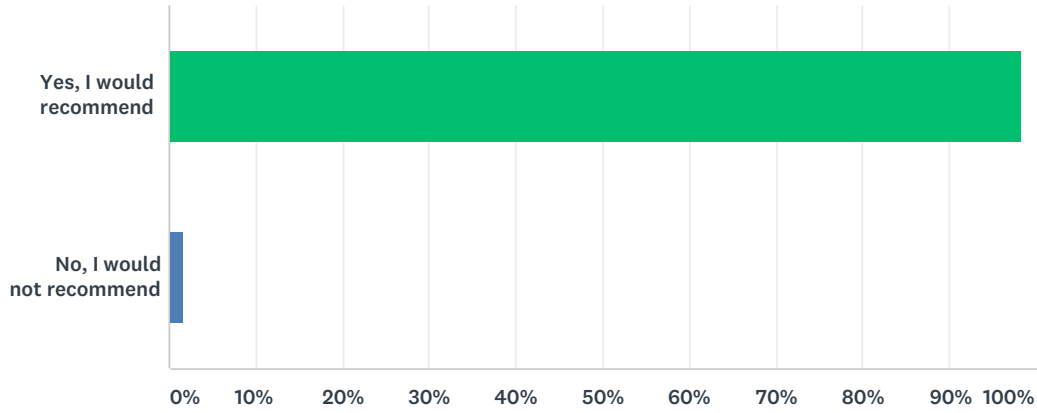
	VERY SATISFIED	SOMEWHAT SATISFIED	NOT AT ALL SATISFIED	DON'T KNOW/ NOT APPLICABLE	TOTAL
Academic advising/counseling	68.85% 42	24.59% 15	6.56% 4	0.00% 0	61
Admissions services	81.97% 50	16.39% 10	1.64% 1	0.00% 0	61
Availability of faculty for interaction outside of the classroom	73.77% 45	16.39% 10	4.92% 3	4.92% 3	61
Bookstore	59.02% 36	26.23% 16	6.56% 4	8.20% 5	61
Business services (cashiers, payment process, etc.)	77.05% 47	18.03% 11	0.00% 0	4.92% 3	61
Campus security	80.65% 50	14.52% 9	0.00% 0	4.84% 3	62
Career advising	58.06% 36	24.19% 15	4.84% 3	12.90% 8	62
Cleanliness of facilities	69.35% 43	25.81% 16	4.84% 3	0.00% 0	62
Computer labs	64.52% 40	22.58% 14	3.23% 2	9.68% 6	62
Financial aid services	70.97% 44	17.74% 11	0.00% 0	11.29% 7	62

ACC GSS 2017

Library services	65.57% 40	21.31% 13	0.00% 0	13.11% 8	61
Overall quality of faculty instruction	70.49% 43	22.95% 14	6.56% 4	0.00% 0	61
Registration services	77.05% 47	21.31% 13	0.00% 0	1.64% 1	61
Transfer advising	37.10% 23	19.35% 12	6.45% 4	37.10% 23	62
Services to students with disabilities	35.48% 22	11.29% 7	1.61% 1	51.61% 32	62
Student activities	51.61% 32	17.74% 11	6.45% 4	24.19% 15	62
Tutoring/academic support services	54.10% 33	13.11% 8	3.28% 2	29.51% 18	61

Q16 Would you recommend Asnuntuck to a friend or family member?

Answered: 62 Skipped: 41



ANSWER CHOICES	RESPONSES	
Yes, I would recommend	98.39%	61
No, I would not recommend	1.61%	1
TOTAL		62

Q17 Looking back on your community college education, is there anything you would change about your academic program and the preparation it provided you?

Answered: 36 Skipped: 67

Q18 What stands out in your mind (positive and/or negative) about your Connecticut community college experience?

Answered: 44 Skipped: 59