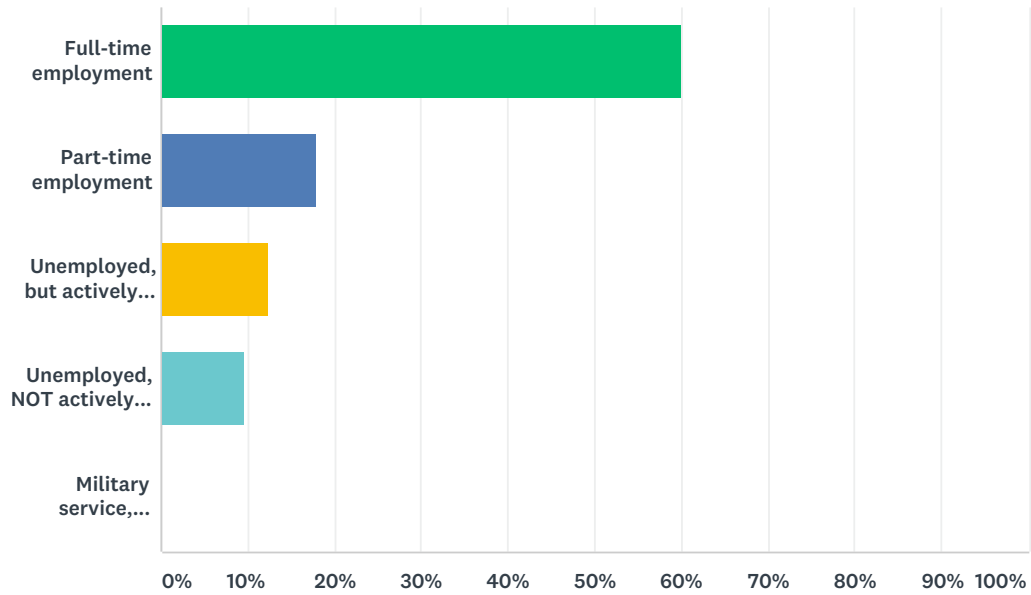


## Q1 What is your present employment status?

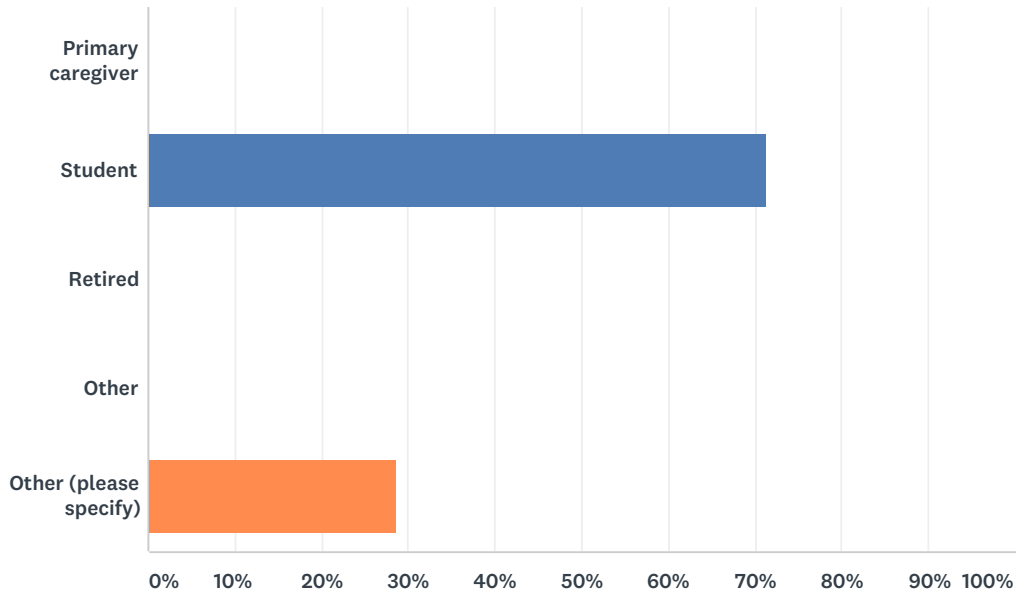
Answered: 105 Skipped: 0



ANSWER CHOICES	RESPONSES	
Full-time employment	60.00%	63
Part-time employment	18.10%	19
Unemployed, but actively seeking employment	12.38%	13
Unemployed, NOT actively seeking employment	9.52%	10
Military service, full-time	0.00%	0
<b>TOTAL</b>		<b>105</b>

Q2 In question 1 above, if you answered: "unemployed, NOT actively seeking employment", please indicate why:

Answered: 7 Skipped: 98



ANSWER CHOICES	RESPONSES	
Primary caregiver	0.00%	0
Student	71.43%	5
Retired	0.00%	0
Other	0.00%	0
Other (please specify)	28.57%	2
<b>TOTAL</b>		<b>7</b>

### Q3 What is the name of your current employer?

Answered: 59 Skipped: 46

## Q4 Where is the city and state of your current employer?

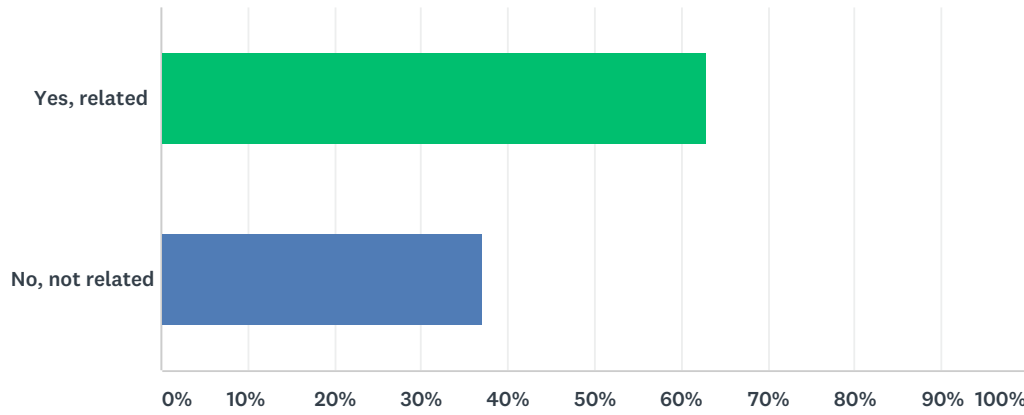
Answered: 59 Skipped: 46

## Q5 What is your current job title?

Answered: 58 Skipped: 47

### Q6 Is your current job related to your Asnuntuck major/field of study?

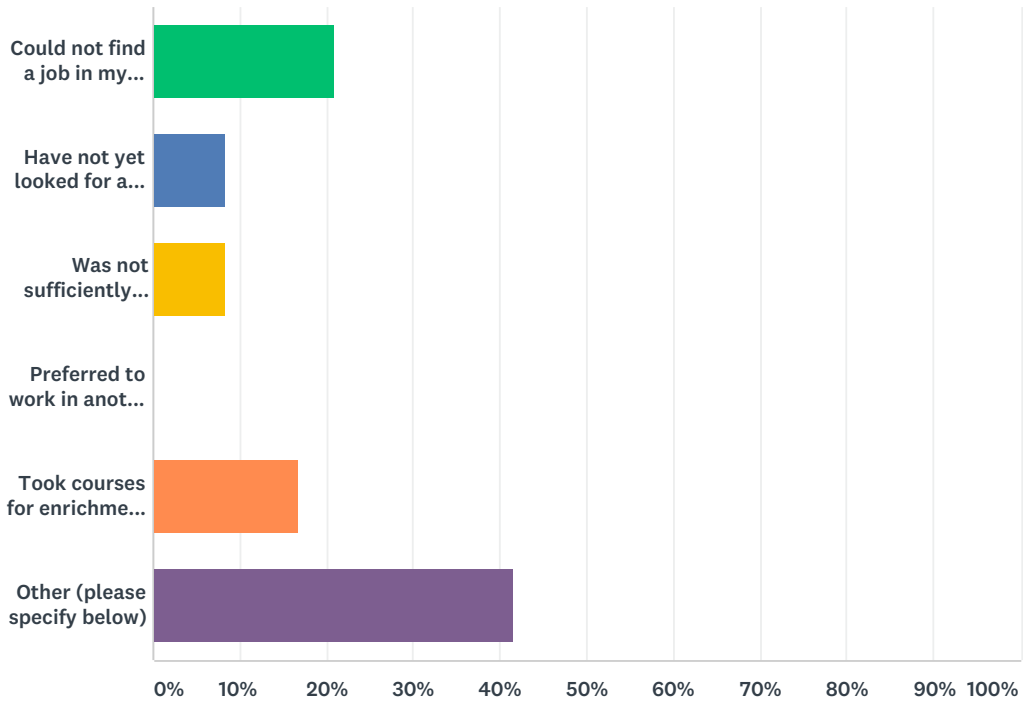
Answered: 62 Skipped: 43



ANSWER CHOICES	RESPONSES	
Yes, related	62.90%	39
No, not related	37.10%	23
TOTAL		62

Q7 If you answered "No" to question 6, please indicate why: (otherwise, skip to question 8)

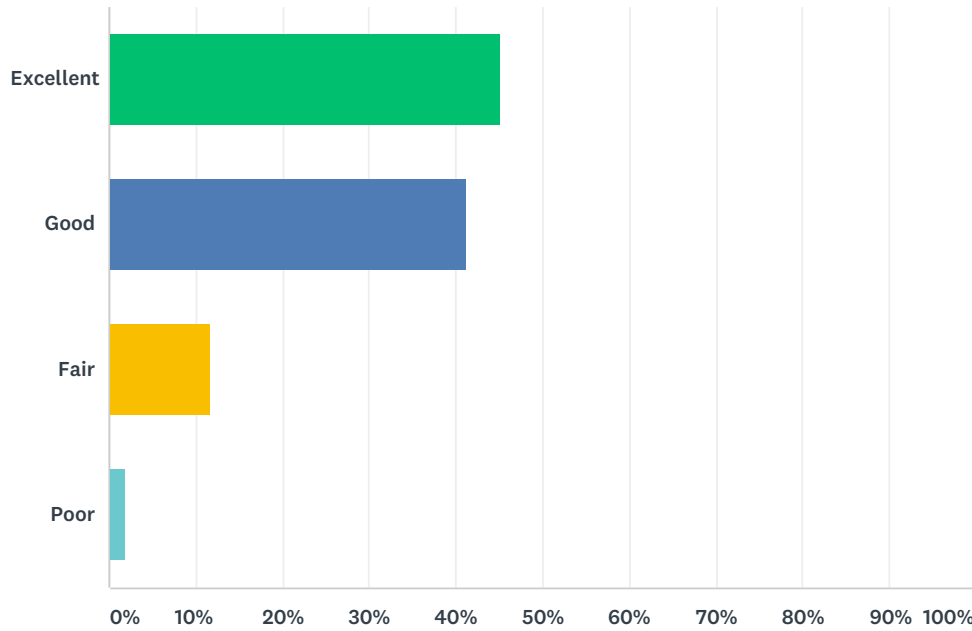
Answered: 24 Skipped: 81



ANSWER CHOICES	RESPONSES	
Could not find a job in my field of preparation	20.83%	5
Have not yet looked for a job in my field	8.33%	2
Was not sufficiently qualified	8.33%	2
Preferred to work in another field	0.00%	0
Took courses for enrichment, not job-related	16.67%	4
Other (please specify below)	41.67%	10
<b>TOTAL</b>		<b>24</b>

### Q8 How would you rate your Asnuntuck Community College education as preparation for your current employment?

Answered: 51 Skipped: 54

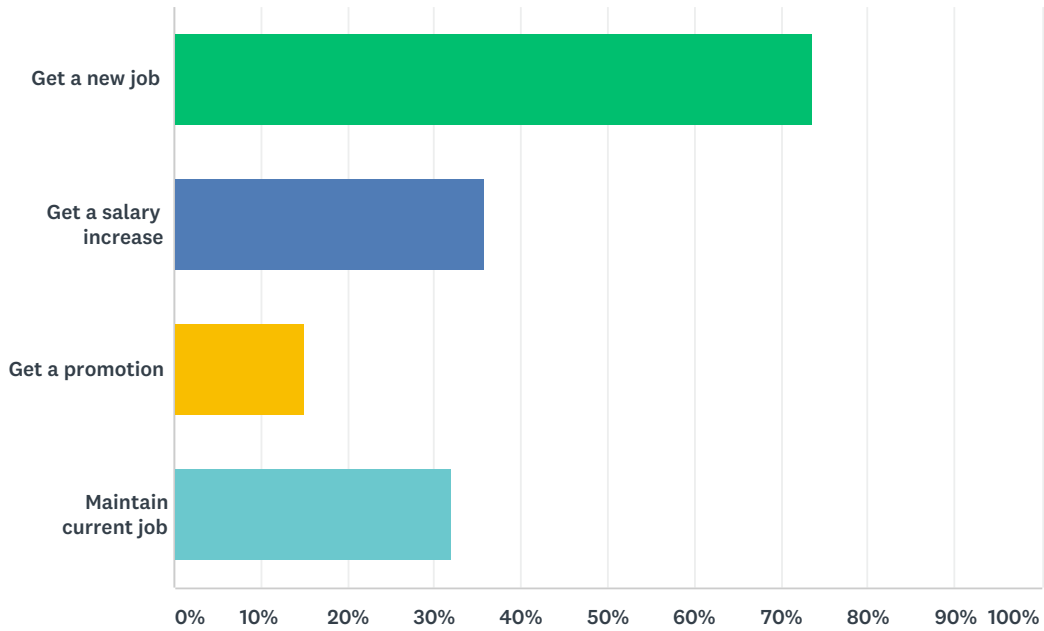


ANSWER CHOICES	RESPONSES	
Excellent	45.10%	23
Good	41.18%	21
Fair	11.76%	6
Poor	1.96%	1
<b>TOTAL</b>		<b>51</b>



# Q9 Did your community college education help you... (check all that apply)

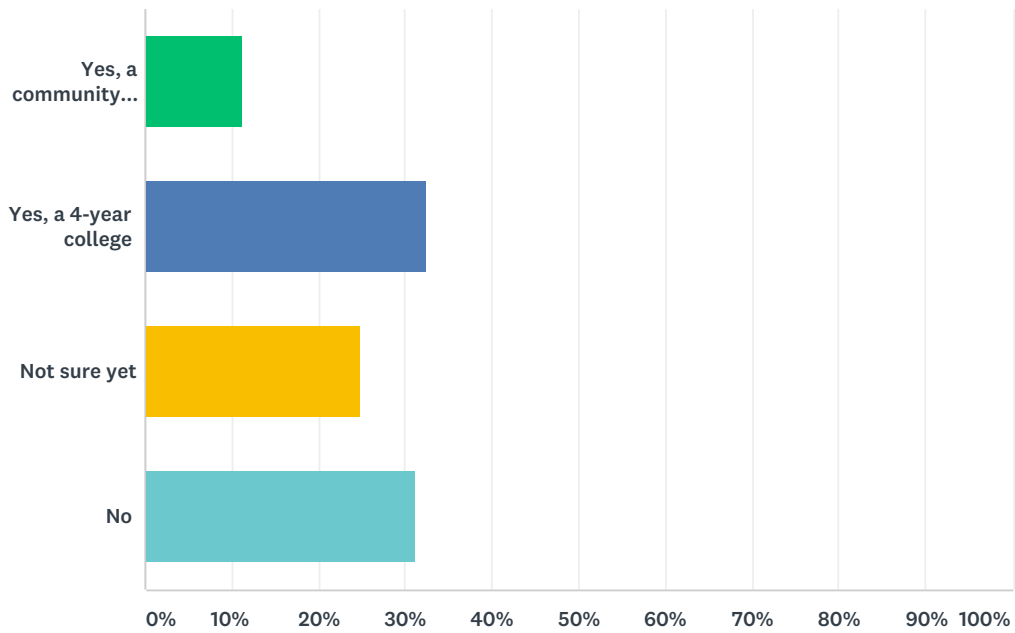
Answered: 53 Skipped: 52



ANSWER CHOICES	RESPONSES	
Get a new job	73.58%	39
Get a salary increase	35.85%	19
Get a promotion	15.09%	8
Maintain current job	32.08%	17
Total Respondents: 53		

# Q10 Do you plan or are you attending a college or university in the current semester?

Answered: 80 Skipped: 25



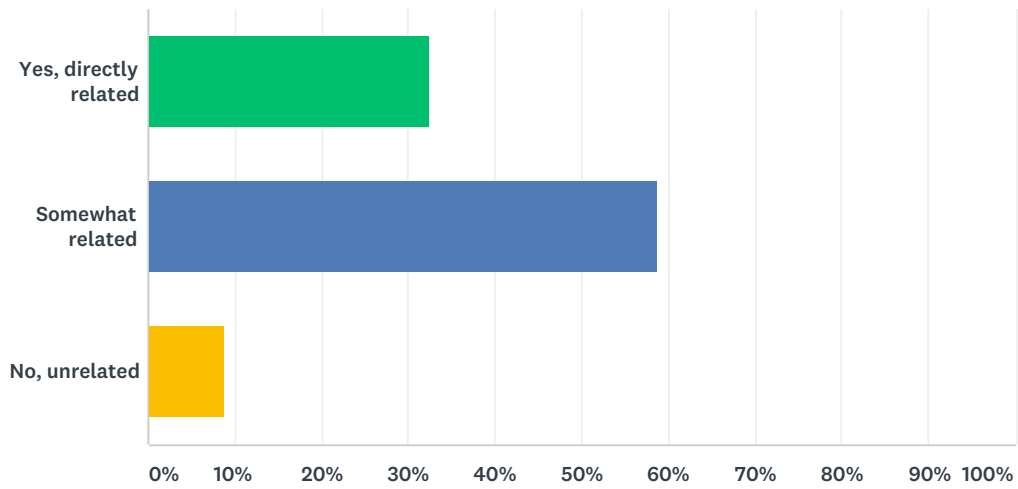
ANSWER CHOICES	RESPONSES	
Yes, a community college	11.25%	9
Yes, a 4-year college	32.50%	26
Not sure yet	25.00%	20
No	31.25%	25
<b>TOTAL</b>		<b>80</b>

Q11 What is the name of the college you plan to attend/is attending?

Answered: 23 Skipped: 82

## Q12 Will your academic major be related to your community college major?

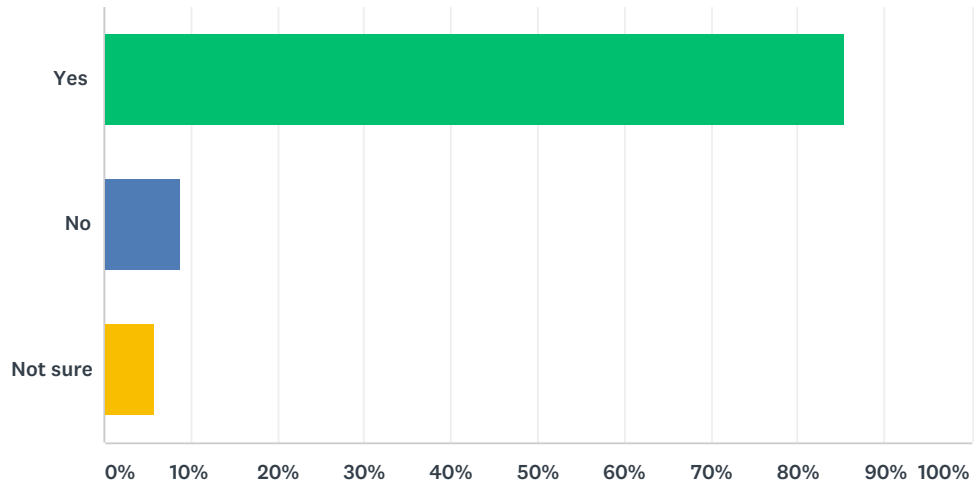
Answered: 34 Skipped: 71



ANSWER CHOICES	RESPONSES	
Yes, directly related	32.35%	11
Somewhat related	58.82%	20
No, unrelated	8.82%	3
<b>TOTAL</b>		<b>34</b>

# Q13 Do you feel your community college education has prepared you for your current college studies?

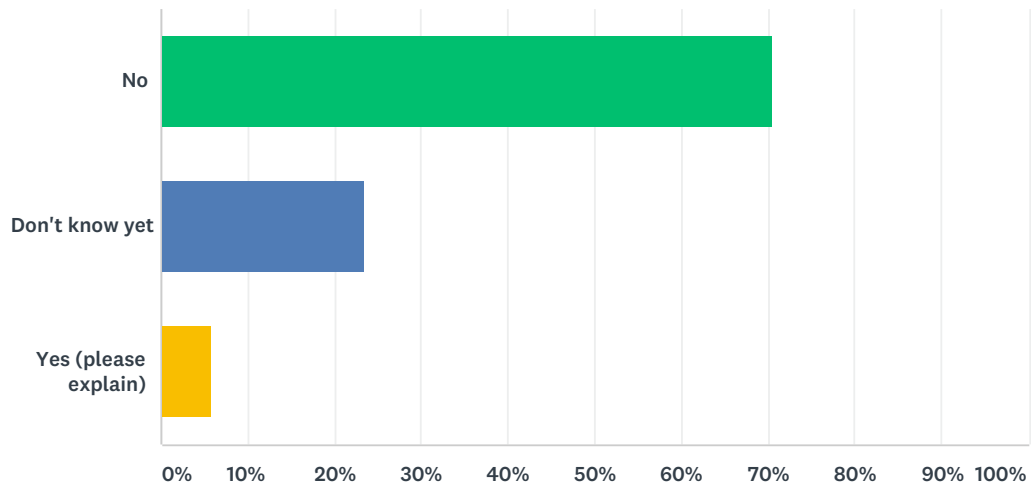
Answered: 34 Skipped: 71



ANSWER CHOICES	RESPONSES	
Yes	85.29%	29
No	8.82%	3
Not sure	5.88%	2
<b>TOTAL</b>		<b>34</b>

# Q14 Did you have any difficulty with transferring credits to another institution?

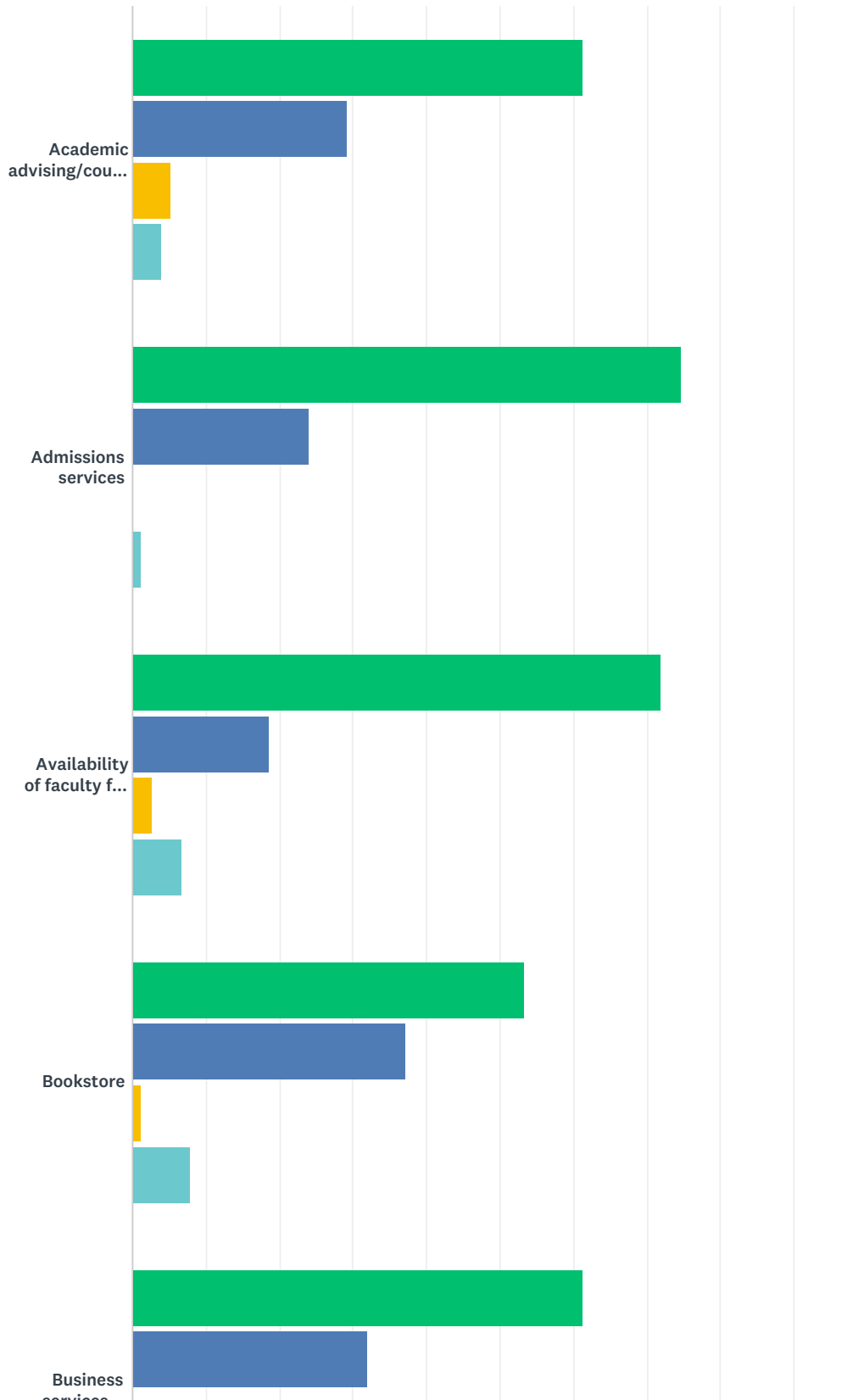
Answered: 34 Skipped: 71

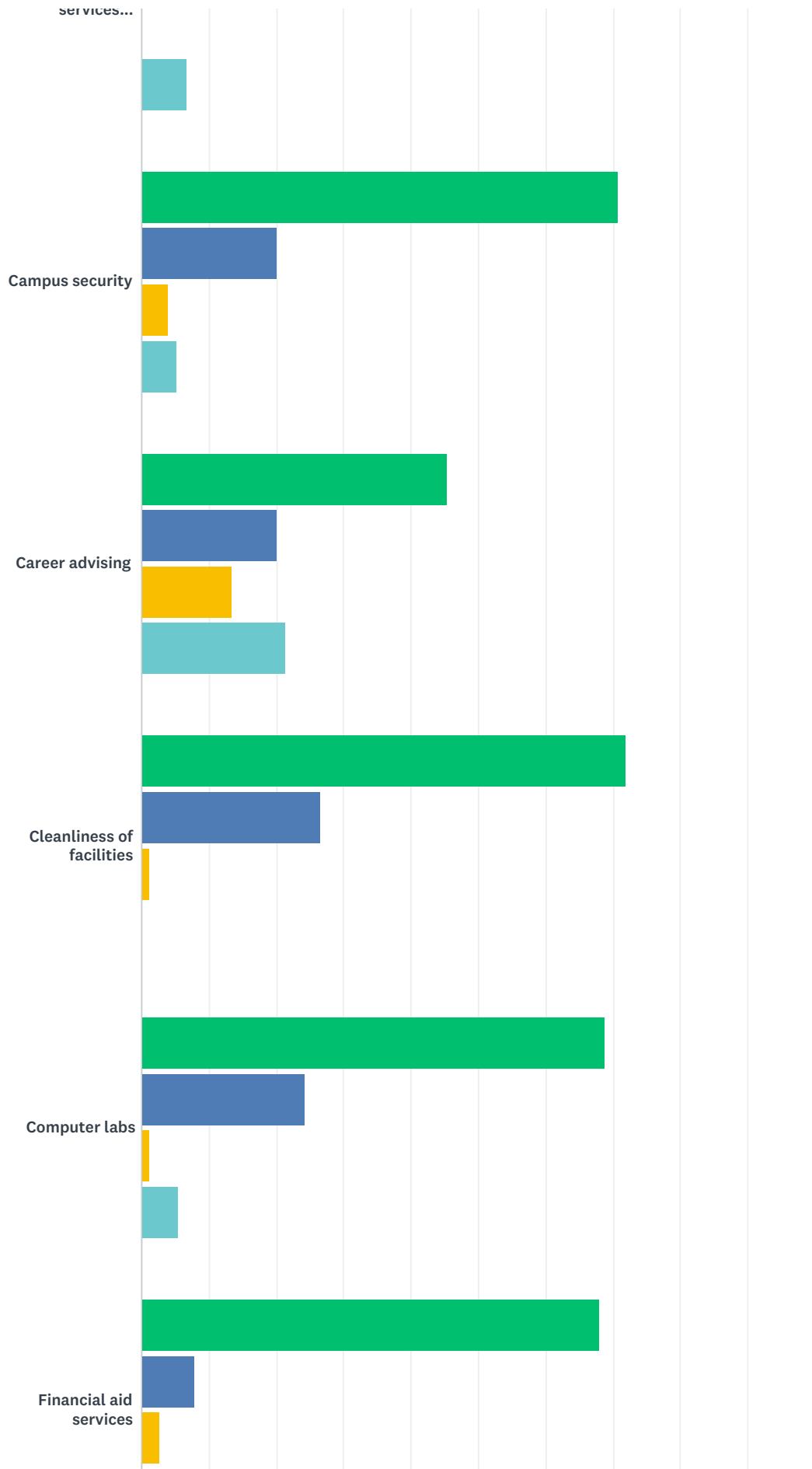


ANSWER CHOICES	RESPONSES	
No	70.59%	24
Don't know yet	23.53%	8
Yes (please explain)	5.88%	2
<b>TOTAL</b>		<b>34</b>

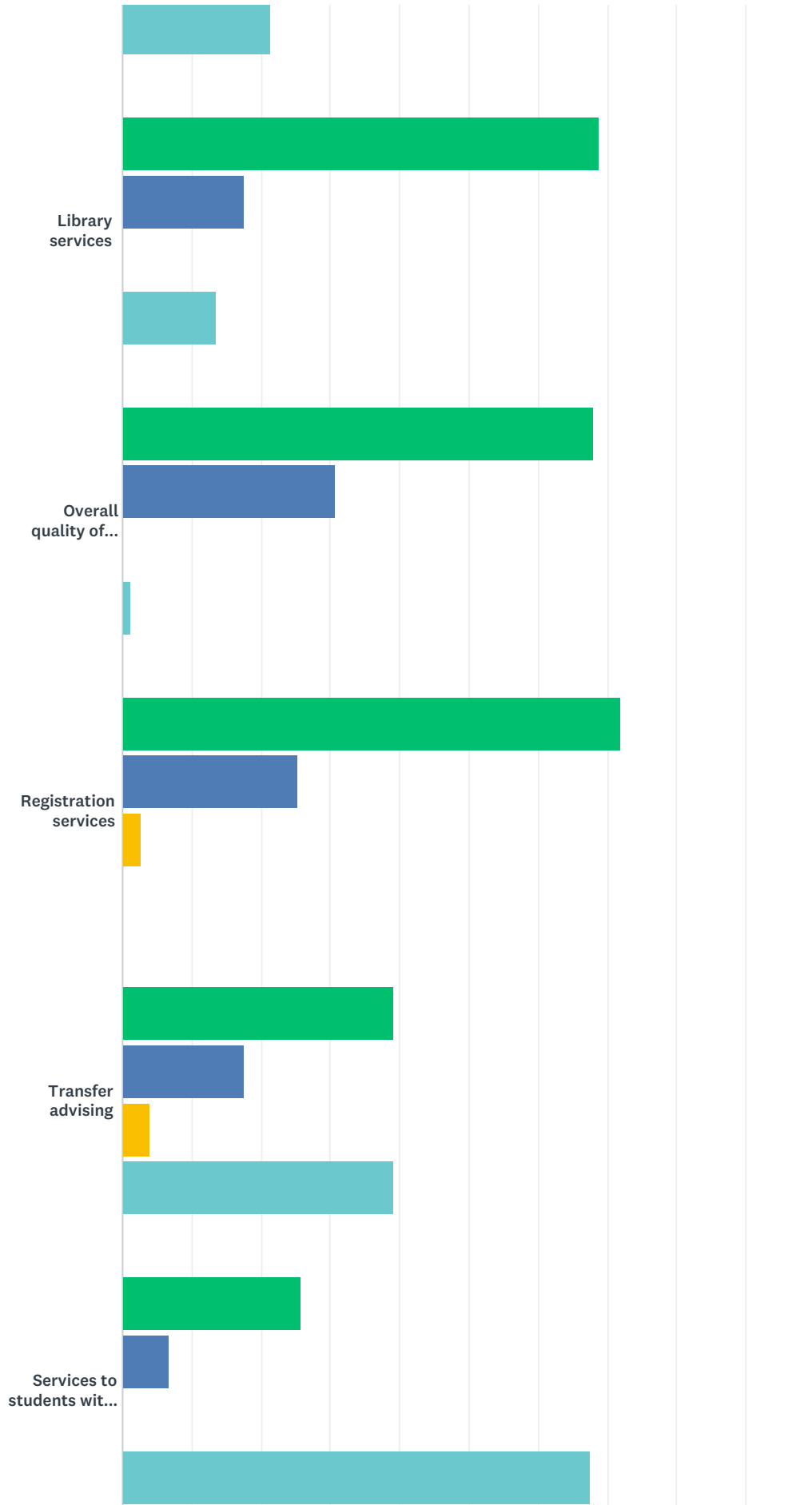
# Q15 Please rate your level of satisfaction with each of the following student services at Asnuntuck Community College

Answered: 75 Skipped: 30

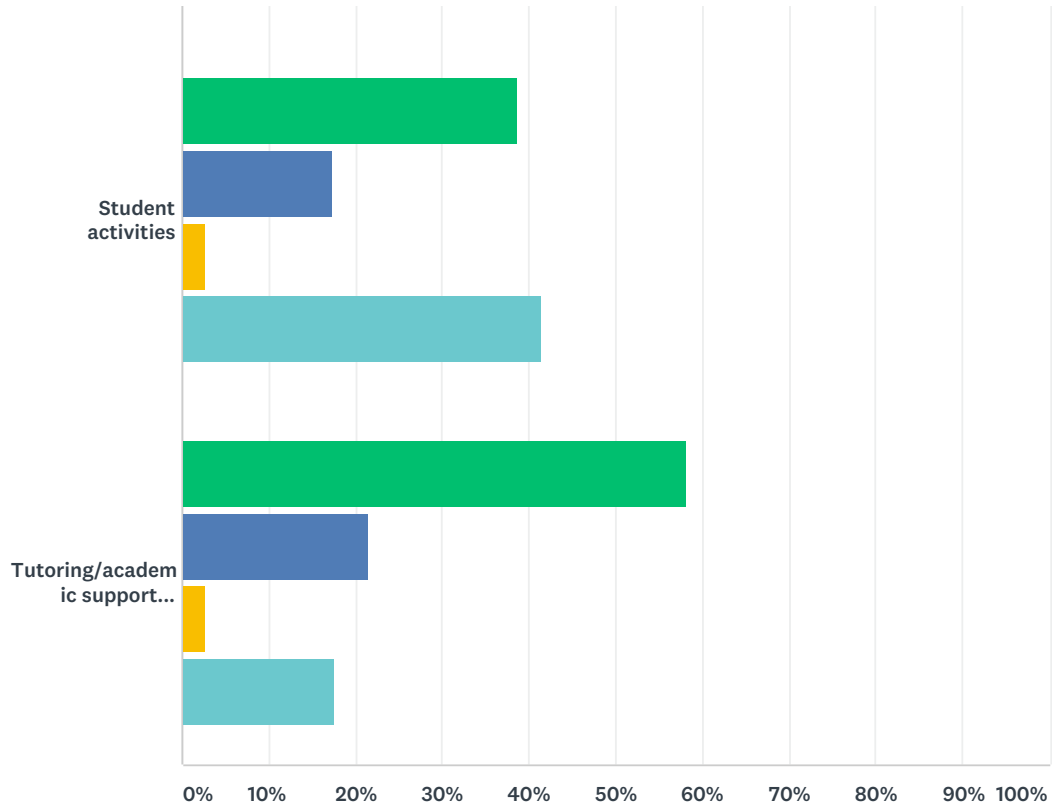








ACC GSS 2016



■ Very satisfied   
 ■ Somewhat satisfied   
 ■ Not at all satisfied  
■ Don't know/ Not applicable

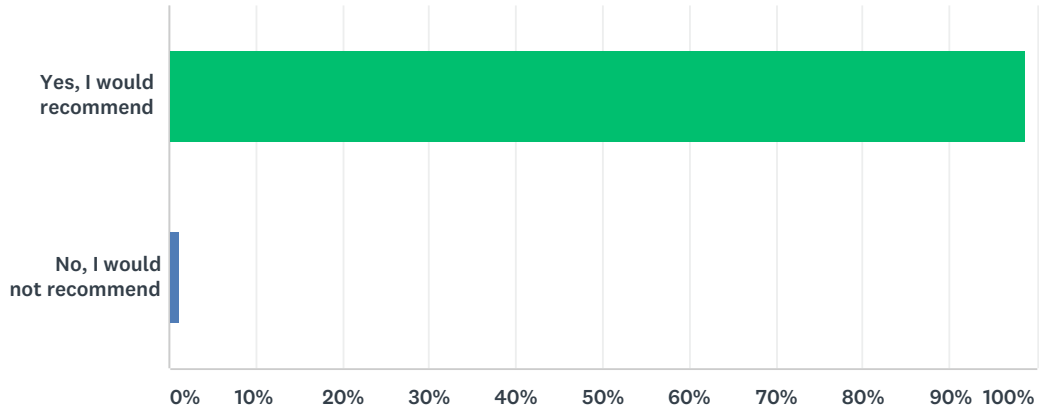
	VERY SATISFIED	SOMEWHAT SATISFIED	NOT AT ALL SATISFIED	DON'T KNOW/ NOT APPLICABLE	TOTAL
Academic advising/counseling	61.33% 46	29.33% 22	5.33% 4	4.00% 3	75
Admissions services	74.67% 56	24.00% 18	0.00% 0	1.33% 1	75
Availability of faculty for interaction outside of the classroom	72.00% 54	18.67% 14	2.67% 2	6.67% 5	75
Bookstore	53.33% 40	37.33% 28	1.33% 1	8.00% 6	75
Business services (cashiers, payment process, etc.)	61.33% 46	32.00% 24	0.00% 0	6.67% 5	75
Campus security	70.67% 53	20.00% 15	4.00% 3	5.33% 4	75
Career advising	45.33% 34	20.00% 15	13.33% 10	21.33% 16	75
Cleanliness of facilities	72.00% 54	26.67% 20	1.33% 1	0.00% 0	75
Computer labs	68.92% 51	24.32% 18	1.35% 1	5.41% 4	74
Financial aid services	68.00% 51	8.00% 6	2.67% 2	21.33% 16	75

ACC GSS 2016

Library services	68.92% 51	17.57% 13	0.00% 0	13.51% 10	74
Overall quality of faculty instruction	68.00% 51	30.67% 23	0.00% 0	1.33% 1	75
Registration services	72.00% 54	25.33% 19	2.67% 2	0.00% 0	75
Transfer advising	39.19% 29	17.57% 13	4.05% 3	39.19% 29	74
Services to students with disabilities	25.68% 19	6.76% 5	0.00% 0	67.57% 50	74
Student activities	38.67% 29	17.33% 13	2.67% 2	41.33% 31	75
Tutoring/academic support services	58.11% 43	21.62% 16	2.70% 2	17.57% 13	74

# Q16 Would you recommend Asnuntuck to a friend or family member?

Answered: 74 Skipped: 31



ANSWER CHOICES	RESPONSES	
Yes, I would recommend	98.65%	73
No, I would not recommend	1.35%	1
TOTAL		74

**Q17 Looking back on your community college education, is there anything you would change about your academic program and the preparation it provided you?**

Answered: 36 Skipped: 69

**Q18 What stands out in your mind (positive and/or negative) about your Connecticut community college experience?**

Answered: 42 Skipped: 63