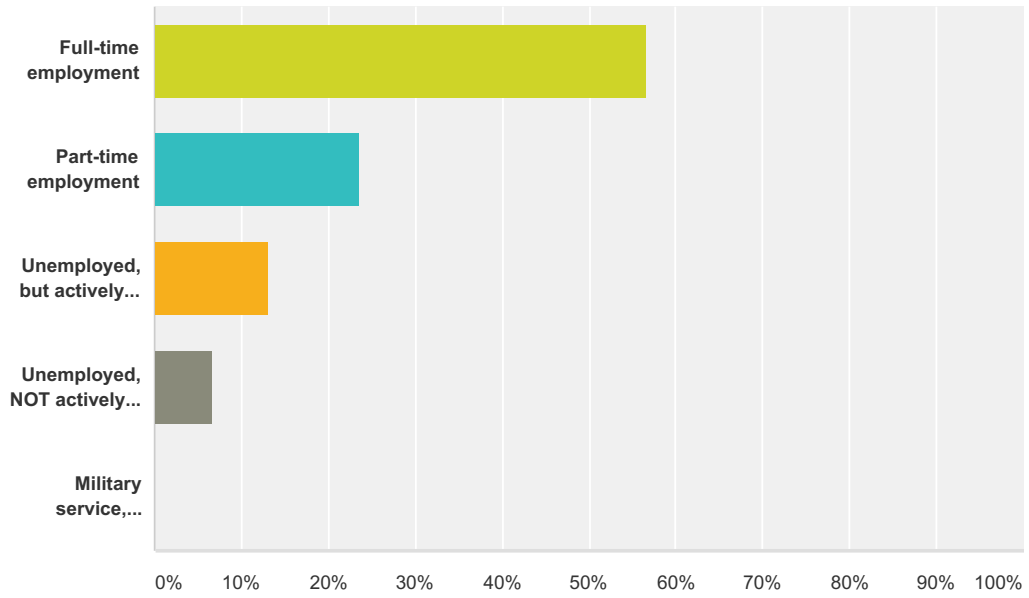


### Q1 What is your present employment status?

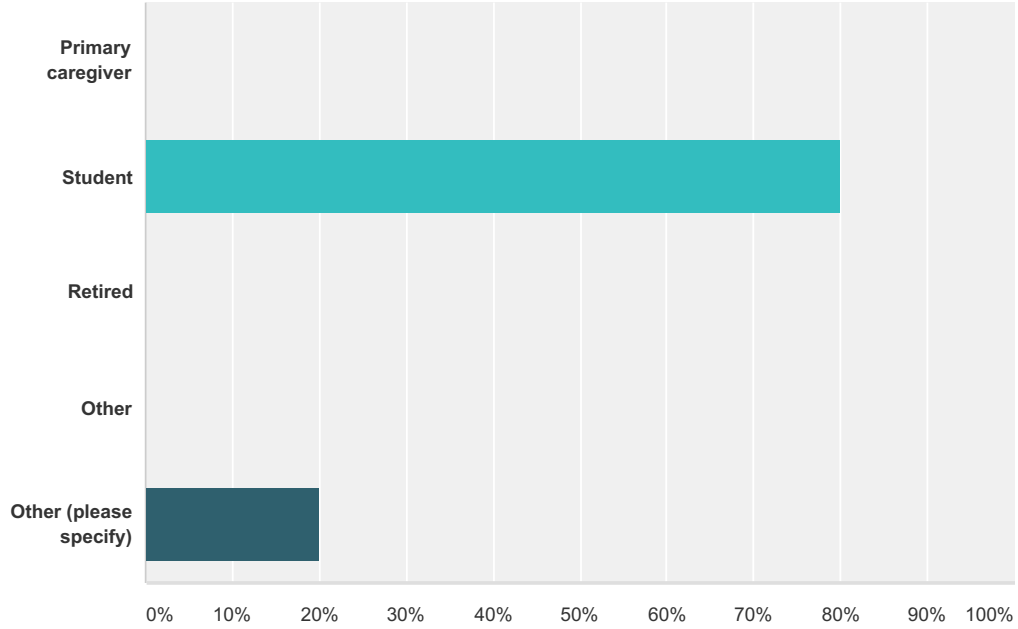
Answered: 76 Skipped: 0



Answer Choices	Responses	Count
Full-time employment	56.58%	43
Part-time employment	23.68%	18
Unemployed, but actively seeking employment	13.16%	10
Unemployed, NOT actively seeking employment	6.58%	5
Military service, full-time	0.00%	0
<b>Total</b>		<b>76</b>

**Q2 In question 1 above, if you answered:  
"unemployed, NOT actively seeking  
employment", please indicate why:**

Answered: 5 Skipped: 71



Answer Choices	Responses
Primary caregiver	0.00% 0
Student	80.00% 4
Retired	0.00% 0
Other	0.00% 0
Other (please specify)	20.00% 1
<b>Total</b>	<b>5</b>

**Q3 What is the name of your current employer?**

Answered: 47 Skipped: 29

**Q4 Where is the city and state of your current employer?**

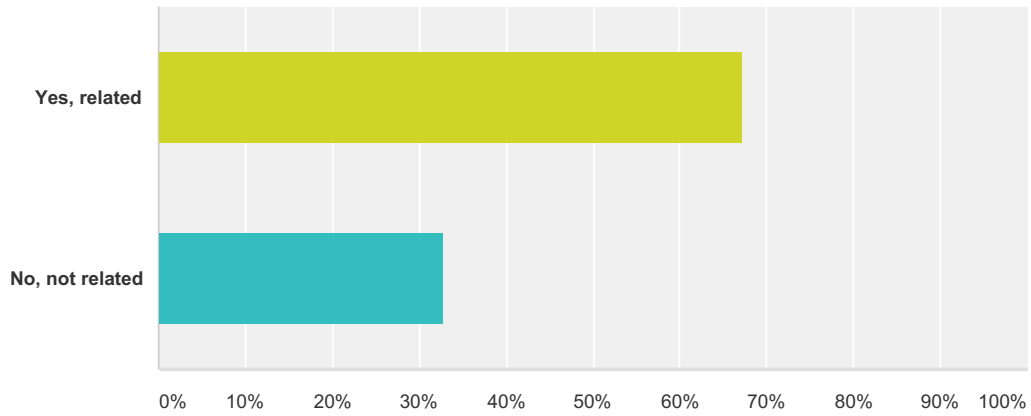
Answered: 50 Skipped: 26

**Q5 What is your current job title?**

Answered: 48 Skipped: 28

**Q6 Is your current job related to your Asnuntuck major/field of study?**

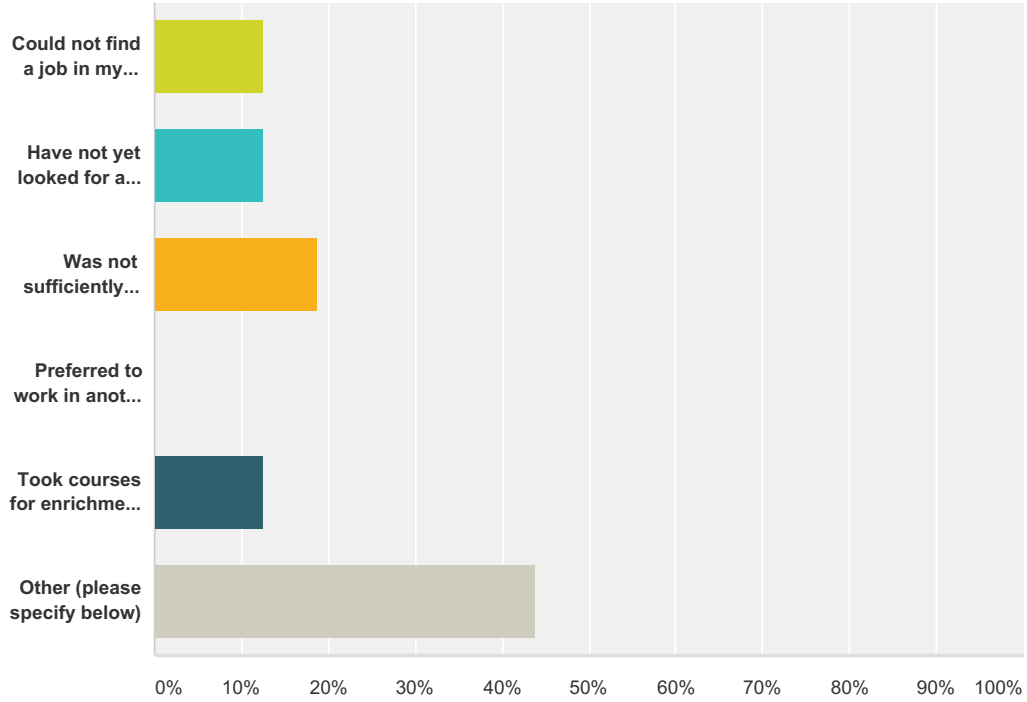
Answered: 52 Skipped: 24



Answer Choices	Responses
Yes, related	67.31% 35
No, not related	32.69% 17
<b>Total</b>	<b>52</b>

**Q7 If you answered "No" to question 6, please indicate why: (otherwise, skip to question 8)**

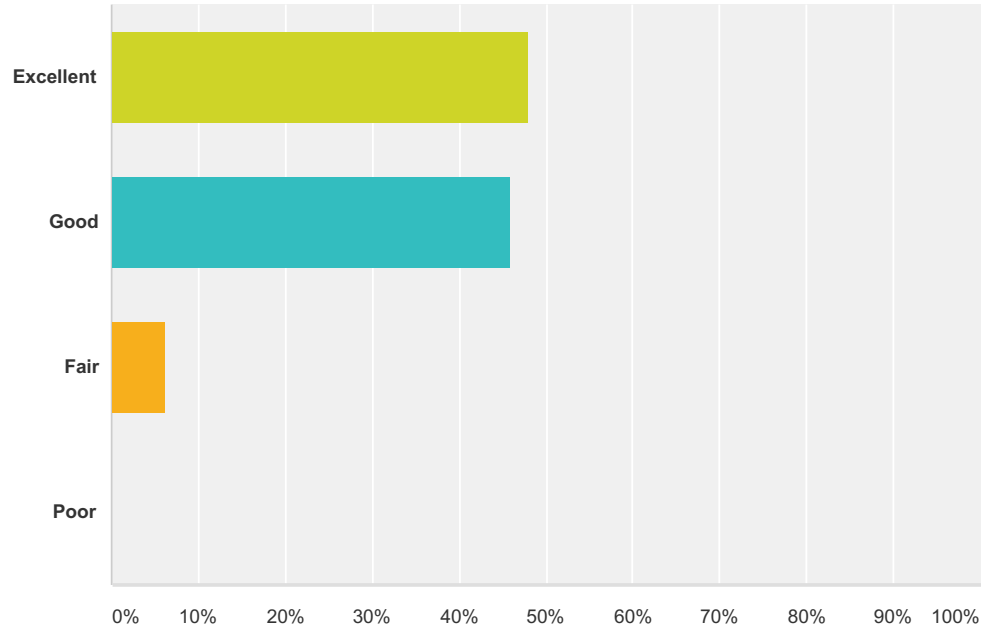
Answered: 16 Skipped: 60



Answer Choices	Responses	Count
Could not find a job in my field of preparation	12.50%	2
Have not yet looked for a job in my field	12.50%	2
Was not sufficiently qualified	18.75%	3
Preferred to work in another field	0.00%	0
Took courses for enrichment, not job-related	12.50%	2
Other (please specify below)	43.75%	7
<b>Total</b>		<b>16</b>

### Q8 How would you rate your Asnuntuck Community College education as preparation for your current employment?

Answered: 48 Skipped: 28

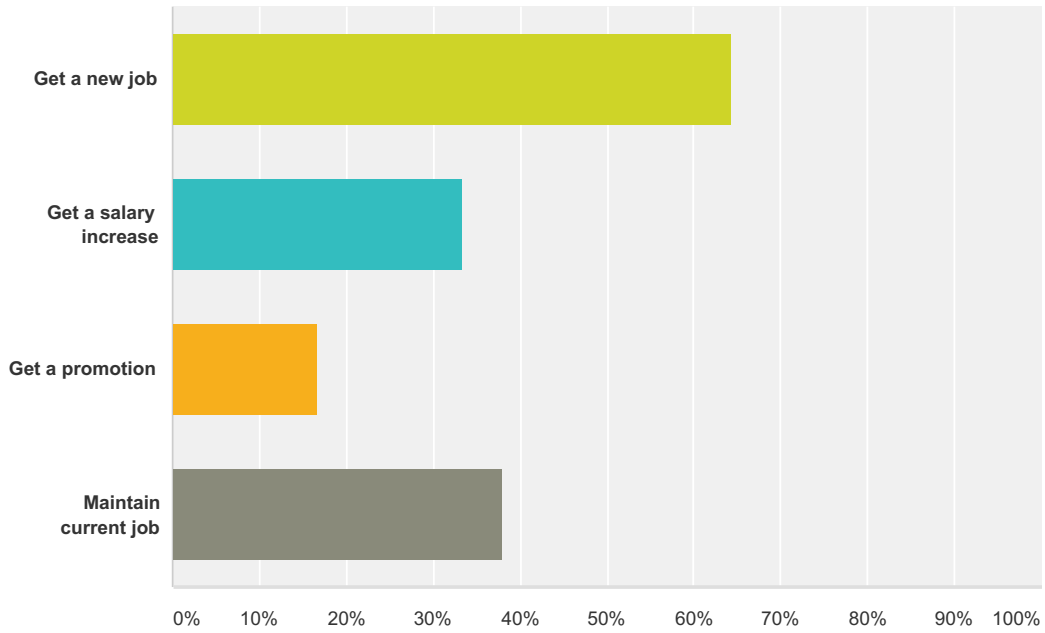


Answer Choices	Responses
Excellent	47.92% 23
Good	45.83% 22
Fair	6.25% 3
Poor	0.00% 0
<b>Total</b>	<b>48</b>



**Q9 Did your community college education help you... (check all that apply)**

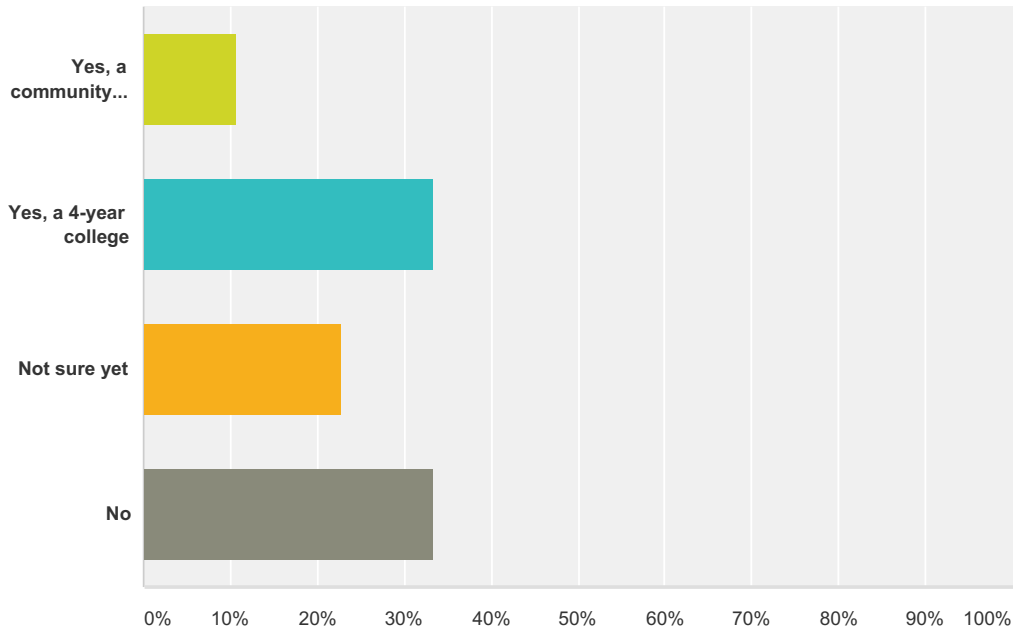
Answered: 42 Skipped: 34



Answer Choices	Responses
Get a new job	64.29% 27
Get a salary increase	33.33% 14
Get a promotion	16.67% 7
Maintain current job	38.10% 16
<b>Total Respondents: 42</b>	

### Q10 Do you plan to attend a college or university in the coming semester?

Answered: 66 Skipped: 10



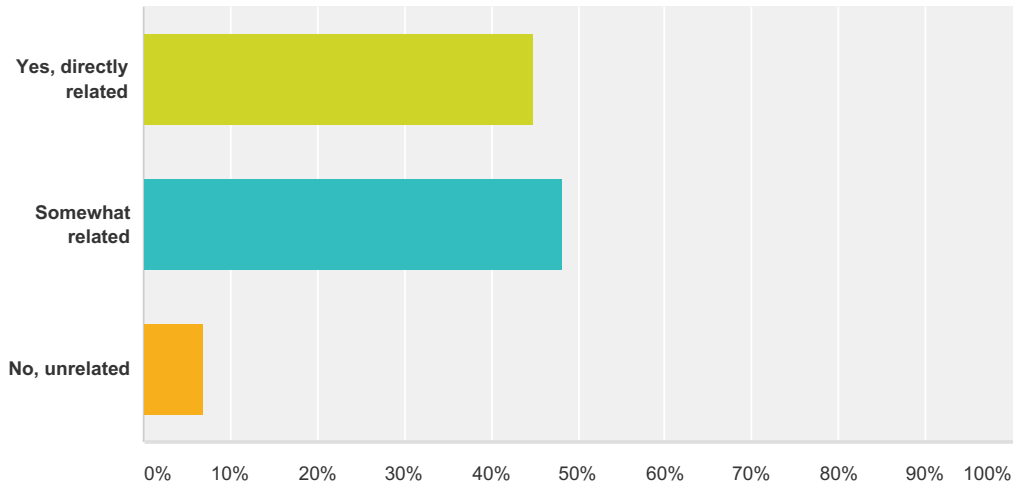
Answer Choices	Responses	
Yes, a community college	10.61%	7
Yes, a 4-year college	33.33%	22
Not sure yet	22.73%	15
No	33.33%	22
<b>Total</b>		<b>66</b>

**Q11 What is the name of the college you plan to attend?**

Answered: 26 Skipped: 50

### Q12 Will your academic major be related to your community college major?

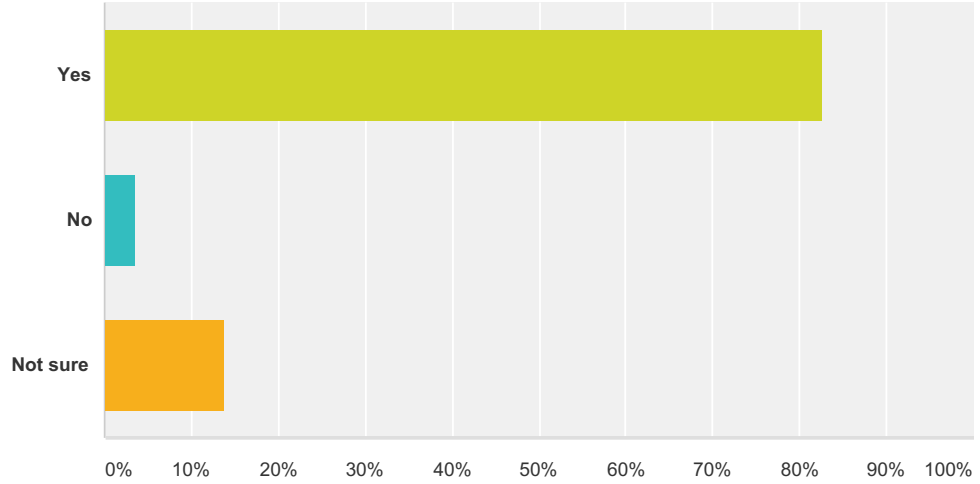
Answered: 29 Skipped: 47



Answer Choices	Responses
Yes, directly related	44.83% 13
Somewhat related	48.28% 14
No, unrelated	6.90% 2
<b>Total</b>	<b>29</b>

**Q13 Do you feel your community college education has prepared you for your current college studies?**

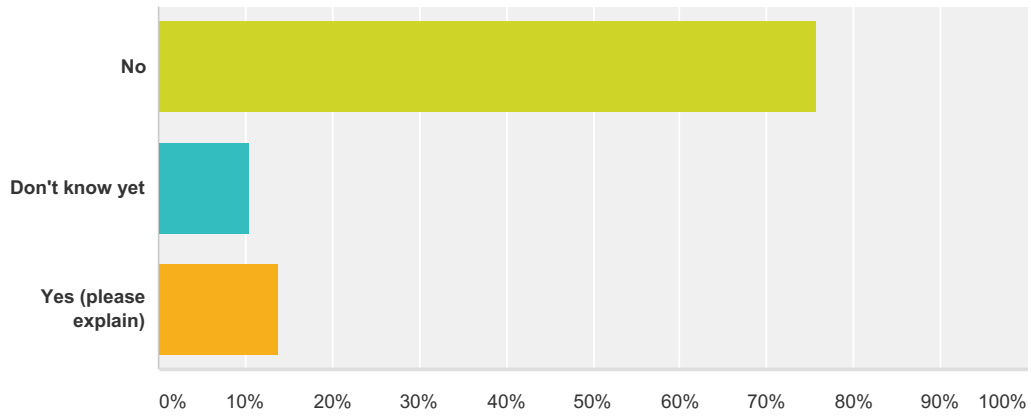
Answered: 29 Skipped: 47



Answer Choices	Responses
Yes	82.76% 24
No	3.45% 1
Not sure	13.79% 4
<b>Total</b>	<b>29</b>

### Q14 Did you have any difficulty with transferring credits to another institution?

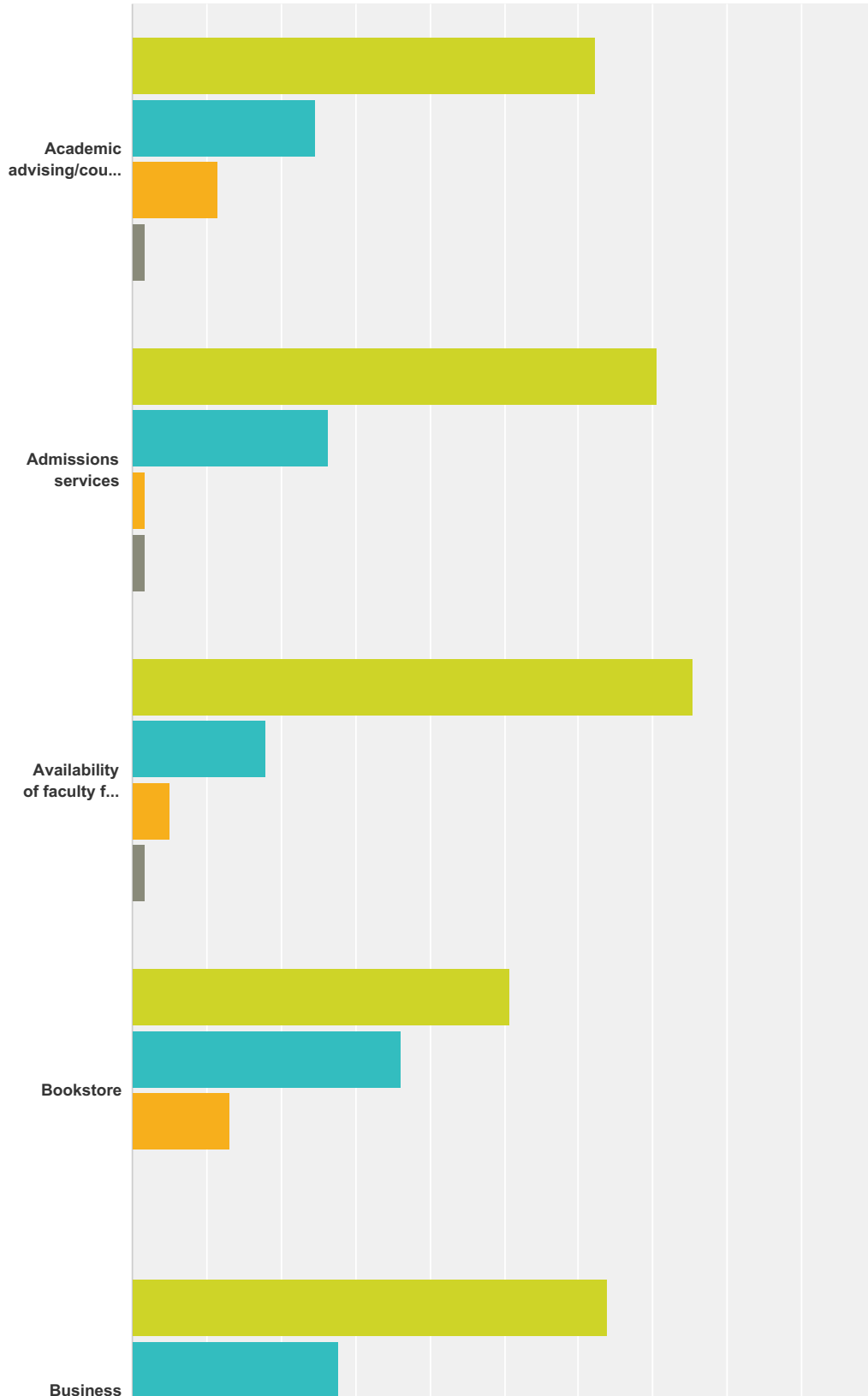
Answered: 29 Skipped: 47



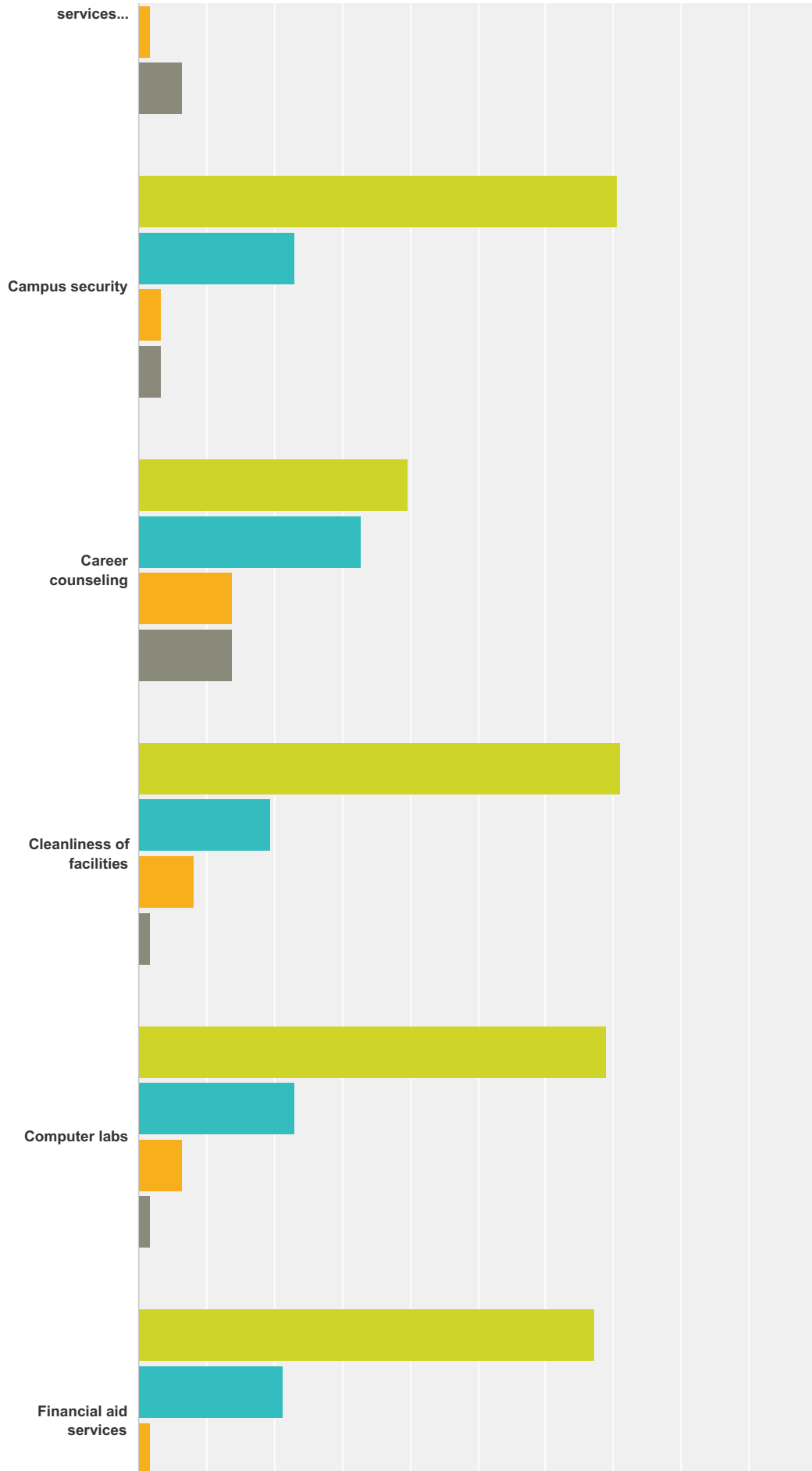
Answer Choices	Responses	
No	75.86%	22
Don't know yet	10.34%	3
Yes (please explain)	13.79%	4
<b>Total</b>		<b>29</b>

### Q15 Please rate your level of satisfaction with each of the following student services at Asnuntuck Community College

Answered: 62 Skipped: 14

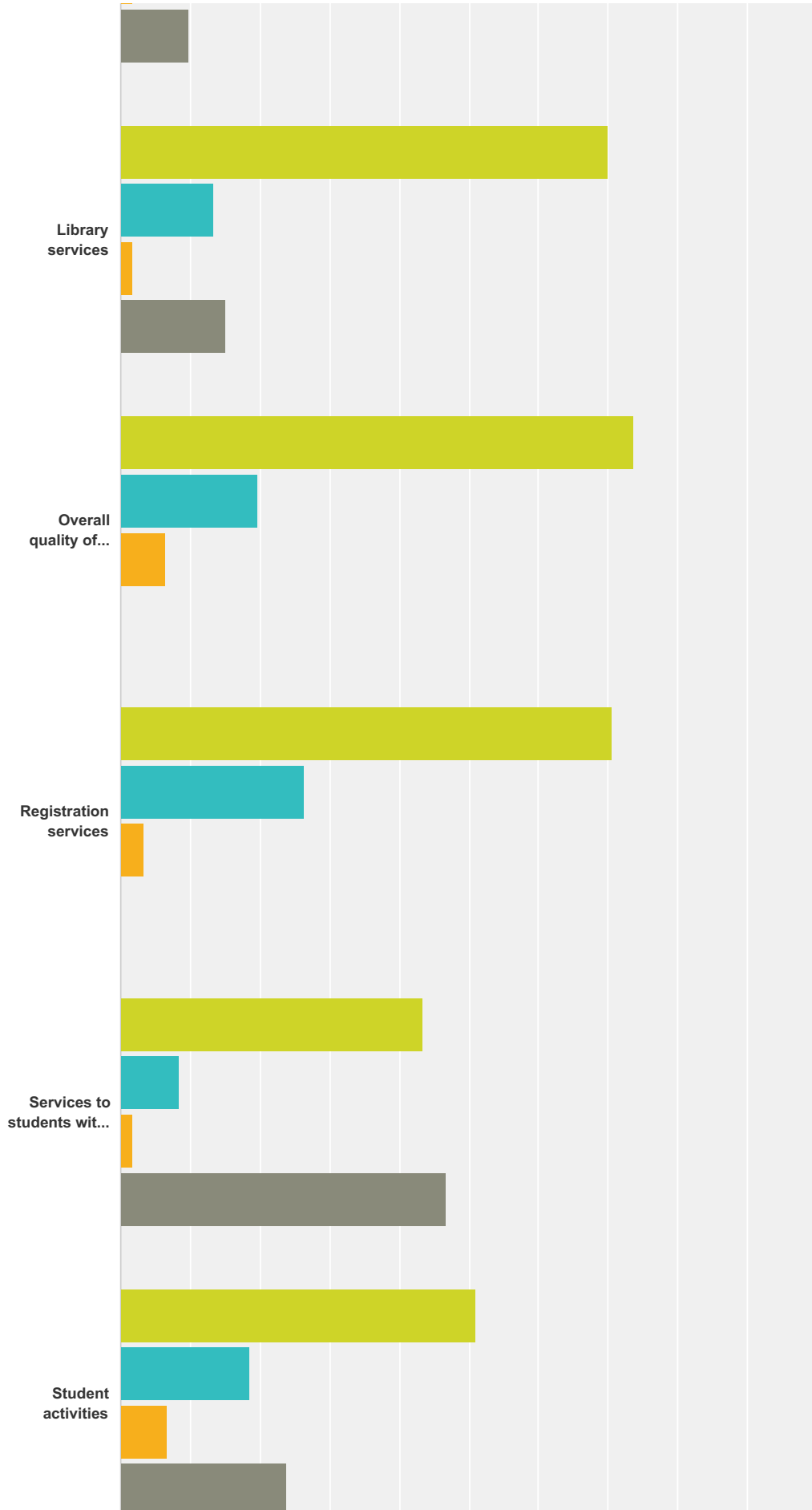


# ACC Graduate Survey

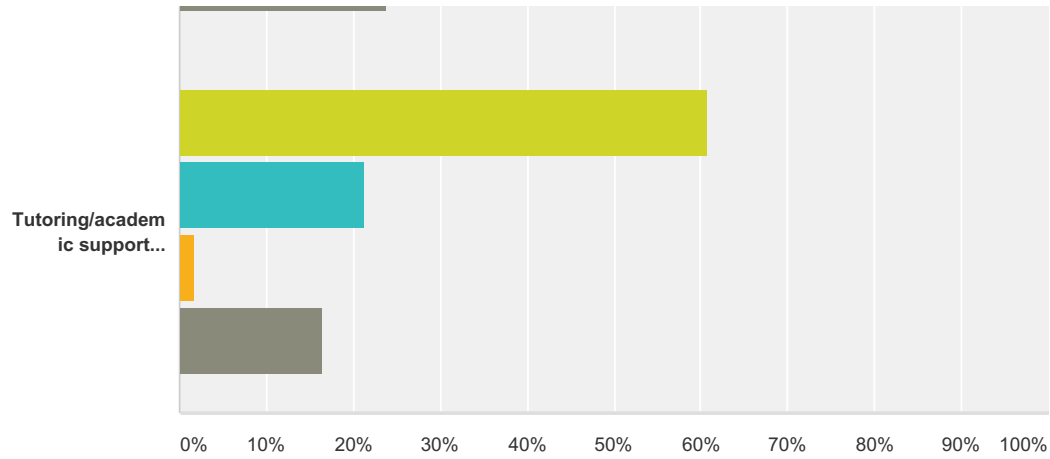




# ACC Graduate Survey



## ACC Graduate Survey



■ Very satisfied   
 ■ Somewhat satisfied   
 ■ Not at all satisfied  
■ Don't know/ Not applicable

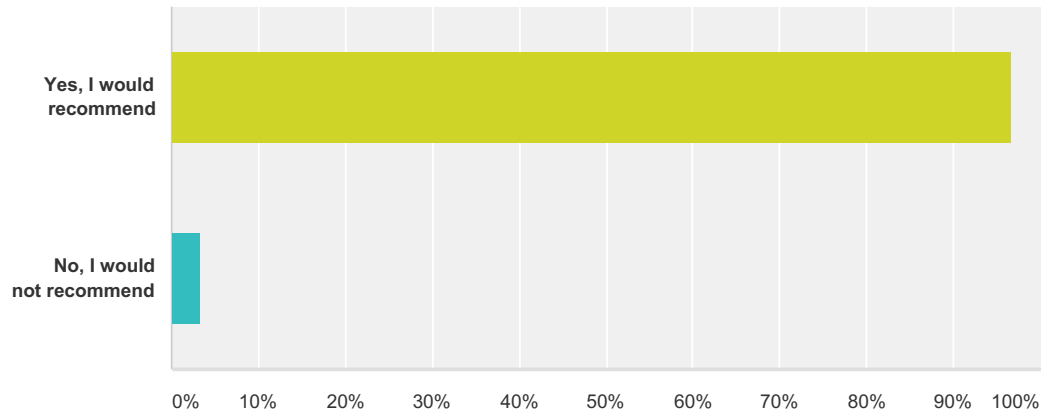
	Very satisfied	Somewhat satisfied	Not at all satisfied	Don't know/ Not applicable	Total
Academic advising/counseling	62.30% 38	24.59% 15	11.48% 7	1.64% 1	61
Admissions services	70.49% 43	26.23% 16	1.64% 1	1.64% 1	61
Availability of faculty for interaction outside of the classroom	75.41% 46	18.03% 11	4.92% 3	1.64% 1	61
Bookstore	50.82% 31	36.07% 22	13.11% 8	0.00% 0	61
Business services (cashiers, payment process, etc.)	63.93% 39	27.87% 17	1.64% 1	6.56% 4	61
Campus security	70.49% 43	22.95% 14	3.28% 2	3.28% 2	61
Career counseling	39.66% 23	32.76% 19	13.79% 8	13.79% 8	58
Cleanliness of facilities	70.97% 44	19.35% 12	8.06% 5	1.61% 1	62
Computer labs	68.85% 42	22.95% 14	6.56% 4	1.64% 1	61
Financial aid services	67.21% 41	21.31% 13	1.64% 1	9.84% 6	61
Library services	70.00% 42	13.33% 8	1.67% 1	15.00% 9	60
Overall quality of faculty instruction	73.77% 45	19.67% 12	6.56% 4	0.00% 0	61
Registration services	70.49% 43	26.23% 16	3.28% 2	0.00% 0	61
Services to students with disabilities	43.33% 26	8.33% 5	1.67% 1	46.67% 28	60
Student activities	50.85% 30	18.64% 11	6.78% 4	23.73% 14	59

## ACC Graduate Survey

Tutoring/academic support services	<b>60.66%</b> 37	<b>21.31%</b> 13	<b>1.64%</b> 1	<b>16.39%</b> 10	61
------------------------------------	---------------------	---------------------	-------------------	---------------------	----

### Q16 Would you recommend Asnuntuck to a friend or family member?

Answered: 61 Skipped: 15



Answer Choices	Responses	
Yes, I would recommend	96.72%	59
No, I would not recommend	3.28%	2
<b>Total</b>		<b>61</b>

**Q17 Looking back on your community college education, is there anything you would change about your academic program and the preparation it provided you?**

Answered: 40 Skipped: 36

**Q18 What stands out in your mind (positive and/or negative) about your Connecticut community college experience?**

Answered: 42 Skipped: 34